


ALBUQUERQUE SCALE MODELERS



<http://www.hobbies-n-stuff.com/asmweb.htm>

July 2005

PRESIDENT'S CROSSHAIRS BRIAN PECK

Greetings fellow modelers! Our July 8 meeting will be our second swap meet this year. Now is the time for you to clear out your closet and fill it back up with new stuff!

Another request I would like to make is anyone interested in hosting a workshop, whether it be for Hobbies 'N Stuff or at our monthly club meeting, please let anyone on the E-board know. We are looking for members to do photo-etch, canopy masking, automotive techniques and using Future for clear gloss finish workshops. If you are interested in doing one of these or any other workshops, we will schedule you in.

The other bit of news is that we are working out the details for the P-38 Pilot guest speaker scheduled for the September 9th meeting. That will be in conjunction with our P-38 contest sponsored by Stan Johnson so stay tuned.

I hope to see you Friday at the meeting!



June meeting highlights, counterclockwise from left: Ken Liotta's plaque for his P-40 Sponsored Contest; Works in Progress; meeting in progress!



VICE-PRESIDENT'S RAMBLINGS FRANK RANDALL



Well, it's July and the IPMS/USA website now has a ticker that is counting down to the Nationals. This is a reminder that time is passing on and it is time to look ahead. We have voted and listened to the concerns and suggestions and now it is time to band together. If each club member will make a vow to make this a successful Regional, it will be. Now if we do nothing and don't support our club, then failure is guaranteed. Now if each of us will tell three or four modelers we know that are outside of our club and just half of those show up we will have a good regional. After all we have 80 some-odd members and we must have contacts outside of our club since so many of us go to Regional and National contests and local contests that we must have a network in place. Just a call or an EMail will do, and when we get the info on the website just direct them there. I have great confidence that we can be successful, remember we have done a successful Regional with a larger budget than we have now and also a National. The know-how is here, the support and enthusiasm comes from all of you. Let's do it!!!

CONTEST CORNER MIKE BLOHM

June Special Contest Results: "Southeast Asia 1941 - Present"

The June meeting had 27 great models entered in two contests. The second special contest for 2005 was





June Best Entry winners, clockwise from top left: Stan Harris's PBR, John Tate's P-40N-1, Logan Carbin's Abrams, and Frank Randall's P-40C.

"Southeast Asia 1941 – Present" with awards sponsored by Hobbies 'N Stuff (thanks, Stan!). We also had a nicely-attended sponsored contest, "Best P-40 Subject," hosted by Ken Liotta. The majority of the P-40 entries also fit the Southeast Asia theme.

The Southeast Asia contest had a best overall entry award, and best entry awards for each separate division. There were 25 total entries. In-theme entries were mostly from the Viet Nam war, with a few from World War II. Unfortunately, we had no Basic entries in the contest. Pictures of the Best Entry awards are shown above; pictures of all the entries can be seen on the ASM website.

The Junior entries were a wide mix, ranging from cars to biplane and jets. There were no in-theme entries, although the nicely done "Godzilla" by Margaret Ornelas came fairly close—but we thought that Godzilla spent most of his time near Tokyo, and we didn't think that Monster Island was located in Southeast Asia. The Best Junior Entry award went to Logan Carbin's excellent M1A1 Abrams tank.

The Intermediate division had entries from both World War II and Viet Nam. The Best Intermediate entry award went to Frank Randall's first-rate American Volunteer Group P-40C in 1/48th scale.

The Master's division had the most entries at the meeting. The 14 total entries resulted in a split, with John Tate's outstanding P-40N-1 winning the Best Air Vehicle Entry, and Stan Harris' Patrol Boat Riverine (PBR) winning the Best Land-Sea Vehicle Entry. John Tate's P-40N-1 also won the Best Overall Entry award.

Best P-40 Subject Contest Results

The "Best P-40 Subject" sponsored contest had 7 total entries, and Kenny remarked that it was a difficult judge to

pick the final winners. The Best Large-Scale (1/48) Entry award went to John Tate's P-40N-1. The Best Small-Scale (1/72) Entry was won by Frank Randall's P-40N. The Best Overall P-40 Entry award went to John Tate's superb P-40N-1. This award was a very nice plaque featuring classic box-top art from two Revell kits of "Flying Tiger" and "Aleutian Tiger" P-40s.

Modeler of the Year Standings

We are halfway through the year and we have some close races underway. Remember that there are awards for second and third place, so keep bringing in your entries. Everyone likes to see your models—that's what this hobby is all about! John Tate is way out in front in the Masters division, but James Guld and Stan Harris are possibly within striking distance. Rick Carver, David Downs and David Boehning are neck-and-neck for the lead in Intermediates, with Jeremy Connell, Hank Petitgirard, Brian Willard, and Tom Redling grouped not too far behind. Don Smith and John Kendrick are very close in the Basic division. Hamish Connell and Jeannie Garriss are out front in the Juniors division, with Logan Carbin and Taylor Liotta contending for third place.

Upcoming Contests / Events of Interest

July 8: ASM Swap Meet. (No Contest)

July 20 – 23: IPMS/USA Nationals. Atlanta, Georgia (<http://www.ipmsusa2005.org>). Good luck to all ASMs. Bring your awards to the August meeting!

August 5: ASM Theme (Points) Contest: "Jets and Prototype Aircraft/Vehicles/Ships." Any jet subject; or any prototype airplane, ship or vehicle subject, military or civilian. All scales & eras.

Workshop: Scratch-Building and Rivets—James Guld
Sponsored Contest: Night Fighters—Patrick Dick and Jason Clevenger. ROE: Any WWII or Korean War night fighter aircraft. Any scale. Must have night fighter markings. Award for Best Overall Entry and best entry in each division (Junior, Basic, Intermediate and Masters).

Year 2005 Contest Quick Reference Chart

Titles in **blue** indicate contests for
“Modeler of the Year” Points

- 7 Jan** **SPECIAL CONTEST #1**
SCI-FI/SCIENCE/REAL SPACE/FANTASY
- 4 Feb** **D-Day Presentation**—no contest.
- 4 Mar** **Open Contest**—Any kit/scale.
**Sponsored Contest: Gundams*
(John Kendrick)
ASM Swap Meet
- 1 Apr** **Bent-wing Birds/Cats/Animals**—
Any kit, any scale, any era.
- 6 May** **WWI**—Any kit, any scale.
**Sponsored Contest: Micro-Modeling*
(ASM E-Board)
- 3 Jun** **SPECIAL CONTEST #2: SOUTHEAST ASIA**
1941 - PRESENT
**Sponsored Contest: Best P-40*
Subject (Ken Liotta)
- 8 Jul** **ASM Swap Meet**—no contest.
- 5 Aug** **Jets & Prototype Aircraft/Vehicles/**
Ships—Any kit, any scale.
**Sponsored Contest: Night Fighters*
(Patrick Dick & Jason Clevenger)
- 9 Sep** **Africa/Middle East, 1914 - Present**
Any kit, any scale, any nation.
**Sponsored Contest: Best P-38*
(Stan Johnson)
- 7 Oct** **Battles of 1945**—Any subject/scale.
**Sponsored Contest: 1/35-scale German*
Armor (Rick Carver & Don Smith)
**Sponsored Contest: BabeFest*
(Larry Horyna)
- 5 Nov** **Open Contest**—Any kit, any scale.
Plus: **One-Hour Modeling Contest**
**Sponsored Contest: F/A-22 Raptors*
(Mike Blohm)
- 2 Dec** **SPECIAL CONTEST #3**
MODELING NEW MEXICO
Plus: **Model of the Year**

September 9: ASM Theme (Points) Contest:
“Africa and Middle East—1914 to Present.” Any
subject from Africa or Middle East from 1914 to the pres-
ent. All scales, nations. Includes African continent nations,
with the Middle East defined as the current nations of:
Turkey, Iraq, Iran, Syria, Lebanon, Israel, Jordan, Saudi
Arabia, Kuwait, Qatar, United Arab Emirates, Oman, and
Yemen; or what had once been these nations from 1914.
Sponsored Contest: Best P-38—Stan Johnson

Sep 23 - 24: The Gathering / SHOCON Annual
Contest. Davis Conference Center, Logan, Utah
(<http://www.utscale.org>).

Sep 30 - Oct 1: Region 10 2005 Regional Con-
tent. Fort Collins, Colorado.
(<http://www.ipmshpm.org/2005Region>)

JIM'S SPRUES & REVIEWS

JAMES GULD

This month I figured I would give you a bit of both post-build reviews and an in-progress report.

What's up on the table right now? I'm working on the Dragon Jagdpanzer IV A-O, which is a pretty nice kit overall. It is a mix of old and new parts from Dragon with the old parts being the running gear and lower hull. One thing you should change is the hubcaps for the bogies—they are the wrong style for this vehicle, they are the later style seen on late H's and the J model. I swapped them with the ones supplied with the Tamiya Panzer IVH kit. The fit of the upper hull to the lower hull isn't great. You'll have to putty the joint a little at the front sides just above the drive sprockets. I haven't gotten too far on this kit as I've been doing the zimmerit on it. I plan on doing one of the pre-production vehicles that had zimmerit but wasn't assigned to a panzer division. One of the bright spots of the kit is the MG 42 machine guns supplied. They come with the magazine feed flap as a separate item, so you can display them open. It's a nice feature but the guns are totally hidden when the vehicle is finished and even with the hatches open I doubt you could see this feature. I think they'll end up in the spare parts bin. The other nice feature of the kit is photo etch for the side skirts. The instructions are slightly confusing as to the mounting though. The last skirt should be higher up than the rest, which it shows in step 16, but right above that they also have a diagram and it shows it flush with the others. The kit comes with individual track links and I plan on using them since they are ok for this kit as they have solid guide horns which is possible. I do plan on replacing the tool holders with the Aber PE ones. So that's about it so far.

The other two kits that I've been working on and that are basically done are the Flakpanzer 341 and the Panther F both by Dragon.

For the Flakpanzer, I built it basically OOTB but added the Aber PE grill set which luckily also provides the chains and holding pins for the tracks mounts on the rear sides and it also gives you the chains for the side storage bin. The only other mods where to drill out the barrels and to make up the folding latch for the tool holders, which I made out of .010x.020 styrene. I used the kit individual link tracks, which have solid guide horns, which Panthers didn't have. Though I have read that a new solid guide horn track was supposedly being tested for the Panther, but I've never seen any pictures of it. The kit went together very well with hardly any gaps. The only place was where the rear deck meets the rear plate and it was very minor. In fact I had to add weld beads to this area and that fixed that problem. I also had to add weld beads to the front glacis plate and the rear engine plate where they meet the hull side plates. I used two-part epoxy putty for this and textured it with my weld bead tool. The paint job was the fun part on this kit. Since this vehicle never saw

production I had some leeway here. I asked myself what would have been the next progression for the ambush scheme? Well this is what I came up with. I had them use the primer red/brown as part of the camo scheme and then added patches of yellow and green. I then outlined the colors in a very dark brown and added the squares to the patches of yellow and red/brown. German pre-war armor had their colors outlined sometimes so that's where my inspiration came from. Choosing to go to squares for the ambush scheme was my take on it. Weathering was done using oil washes and then dry brushing and chips and scratches with pastel pencils and with the tip of an X-Acto blade. The tracks were painted and then weathered with ground-up pastels in an alcohol wash. The markings are from Archer Transfers and Scale Model Accessories. This was a fun little project and came out better than what I expected.

The Panther F was also basically built OOTB with the addition of the spare track retention pins and chains. I had a couple of them left over from the Aber PE set and used them and then made my own out of .010 lead solder and Aber chain. I also did the same technique for the tool holders as on the Flakpanzer and for the tracks. The kit comes with PE grill screens also. The one major bugaboo on this kit was the road wheels. I don't know whether I screwed up the assembly process or Dragon made the parts wrong, but the center set of road wheels were sticking out too far at first. I had to cut the torsion bar arm down so that they would line up with the rear idler and fit

in between the guide horns—they were off by about 3/32". Luckily I just cut off the arm and was able to drill out the road wheel and then super glue them back to the torsion bar arms and everything lined up. I tried something different this time for the weld beads. I used .020-styrene rod and softened it with liquid cement and then textured it with my weld bead tool. It works okay, but I think I prefer using the two-part epoxy. For the paint job I went with them using the primer red/brown as part of the camo and also left the lower hull sides and road wheels in it. I then added the yellow and green patches in the standard late war 3-tone soft edge style. Again weathering was done with oil washes followed by dry brushing and some chipping. The tracks were done in the same method as on the Flakpanzer. For the rain streaking I added small amounts of oil paint to areas and then went back with clean thinner and a wide soft brush and pulled it down vertically. I would let this dry and then went back again with more clean thinner with a finer brush and kept working at it until the color was almost gone. It makes for a very transparent streaking effect. I also added some chipping and scratches with the pastel pencils and a little bit of dust with ground up pastels. The markings are from Archer Transfers and from Scale Model Accessories. It will be going into a small urban diorama that I'm currently working on.

So that about wraps it up for now. Now go build models...

Master

John Tate	1385
James Guld	943
Stan Harris	620
Dave Straub	335
Mike Blohm	270
Ken Liotta	247
Don MacBryde	230
Ken Piniak	174
Larry Horyna	125
Patrick Dick	118
Glenn Bingham	110
Brian Peck	2

Intermediate

Rick Carver	585
David Downs	472
David Boehning	460
Jeremy Connell	335
Hank Petitgirard	330
Brian Willard	300
Tom Redling	285
Frank Randall	235
Walter Schanwald	220
Cecil Severs	139

Basic

Don Smith	1029
John Kendrick	922
Don Blea	245
Matt Blohm	200

Junior

Hamish Connell	805
Jeannie Garriss	745
Logan Carbin	325
Taylor Liotta	225
Adam Martin	110
Bre Anna Camaco	100
Jimmy Letterhos	100
Nathan Shatto	100

ASM CONTEST POINTS

CONTACT INFO

President:	Brian Peck	822-8577	oryen@msn.com
Vice President:	Frank Randall	299-3760	fcr40@aol.com
Secretary/Treasurer:	Patrick Dick	890-4368	mcclanahandick@worldnet.att.net
Contest Director & Webmaster:	Mike Blohm	823-9404	BlohmM@aol.com
Members Pro-Tem:	Rick Carver	424-4280	RCarver204@aol.com
	Tom Perea	897-4778	indyf1615@aol.com
	Tim Wood	897-1889	planedreamin@hotmail.com
Newsletter Editor:	Joe Walters	821-3751	jwalters22@comcast.net

ASM members are encouraged to submit articles, reviews and other items as appropriate. Contact editor Joe Walters for details and specs. Submission deadline for each issue is the 20th of the prior month.

PDF BONUS PAGE

SUBMITTED BY BRIAN PECK

Are You a Master Modeler?

by Joe Porter

(Editor & Project Manager, VLS Mail Order)

1. Score 100 points if you ever called in sick to finish a model.
2. Score 50 points if you ever needed assistance getting unsuperglued.
3. Deduct 75 points if you own a set of golf clubs.
4. Score 40 points if you ever helped yourself to that cool sand in an upright hotel ashtray.
5. Score 2 points for every bottle of paint on your workbench. Add 50 bonus points if you own your own paint rack.
6. Score 200 points if a hobby tool incident has required stitches.
7. Score 75 points if, on arriving in a strange town, the first thing you look for is hobby shops in the phone book. Score 300 bonus points if you ever-planned a family vacation to include a model show.
8. Score 25 points if you have something from the kitchen on your workbench. Score 100 bonus points if your wife doesn't know it's missing.
9. Score 50 points if you shop for hobby supplies,unaccompanied, in a fabric or cosmetics store.
10. Score 50 points for each pack of Grandt Line bolts you ever bought.
11. Score 25 points for every kit you have purchased in the last year. Score 250 bonus points for every project you have completed.
12. Score 50 points if you're left-handed.
13. Deduct 300 points if you ever sold some of your unbuilt kits.
14. Score 30 points for every non-modeler who has seen your models and said, "Oh, I used to do that when I was a kid."
15. Deduct 100 points for every unfinished project you've set aside.
16. Score 500 points if you ever purchased a Mascot figure. Score 800 bonus points if you painted it. Deduct 1000 points if you did anything weird after that.
17. Score 150 points if you ever ordered a kit through the mail, and had it sent to your office so your wife wouldn't find out. Score 500 sympathy points if your hobby has cost you a relationship.
18. Score 600 points if the local library refers inquiries to you.
19. Deduct 500 points if you ever used a penlight while judging.
20. Score 50 points for every part you dropped—and found!
21. Score 75 points if you own Optivisors.
22. Score 425 points if someone else smashed their models when you showed up at a contest.
23. Score 350 points if, lacking reference, you ever "invented" a detail on a model, and passed it off as 100% accurate.
24. Score 75 points if you use different "mood music" for different modeling projects.
25. Score 250 points if you ever found someone else's drool on one of your models.
26. Deduct *all your points* if you actually scored yourself! You should be in there building models, not using your valuable time taking frivolous quizzes.

