


ALBUQUERQUE SCALE MODELERS



<http://abqscalemodelers.com>

July 2007

SPECIAL MEETING DATE!

Remember, this month's meeting is on the *second* Friday, to avoid complications with members' July 4 plans. See you all on (horrors!) Friday the Thirteenth!

SW ARMOR MODELERS JAMES GULD

I also want to put in a blurb about the next meeting of Southwest Armor Modelers. We will meet on Saturday, July 14, 6:00 – 8:00 P.M., at the UNM Continuing Education Building, Room 1. The cost of the room will be divided up by those who attend. We will also be raffling off two kits by Dragon, *Tiger I Initial* and *251D 3-in-1 kit*. Proceeds will go towards paying for the room.

NM STATE FAIR INFO

MIKE BLOHM

New Mexico State Fair 2007 Model Contest August 30 – September 1, 2007

Creative Arts: Division 13, "Models—Military & Science Fiction" (Sections 349 – 352)

Sponsored by the Albuquerque Scale Modelers Club

Model entries are due the week prior to the fair opening, as follows:

Thursday, August 30	8:00 A.M. to 6:00 P.M.
Friday, August 31	8:00 A.M. to 6:00 P.M.
Saturday, September 1	8:00 A.M. to 5:00 P.M.

Request ASM members' help with the model registration on the dates above. ASM judging will probably be September 4 or 5. The fair is open September 7 – 23. Tim Woods is the E-Board's NM State Fair POC.



June meeting highlights, clockwise from above: the meeting in progress, and workshops conducted by Brian Peck, Frank Randall, and James Guld, respectively.

A pdf file of the Division 13 Sections and Rules can be found here:

http://www.exponm.com/pdf/creative/models_military.pdf

Info on the State Fair can be found here:
<http://www.exponm.com/SF/STIndex.htm>

MODELZONA TRIP REPORT

JAMES GULD

On the weekend of June 22 – 23, I attended the Region 10 model contest

known as ModelZona, held in Mesa, Arizona. We

had four ASM mem-

bers enter the con-

test—Dave Miller,

Rick Carver, Frank

Randall and myself.

The show had over

300 models and prob-

ably around 80 model-

ers. A few of the cate-

gories were a little light, like

the jets, but overall it was a good show.


So you are probably wondering how well we did. Here is a list of what we won:

- Frank Randall: 1st Place for 1/48 P-40, OOB for a 1/72 FW-190 and a 1/72 Mosquito
- Rick Carver: Two 2nd Place awards for Sci-Fi pieces of “Burt” and an Alien bust
- Dave Miller: 1st Place for a 1/35 250/9 half-track, 1st Place for a 1/16 .30-cal water cooled MG, 1st Place for a 1/72 Famo halftrack with 88mm, 1st Place for U826-Type 7C U-Boat, 2nd Place for a 1/35 M3A3 Stuart
- Jim Guld: 1st Place for a 1/72 S-100 Schnellboot and “Best Ship,” 1st Place for a 1/35 Berg-Tiger P recovery tank, 2nd Place for “Sshhh” Diorama, 2nd Place for a 1/72 M4A3 76w Sherman, 3rd Place for a 1/35 251/16 half-track.

JIM'S SPRUES & REVIEWS

JAMES GULD

Well, this month I'm working on the 1/35 Academy M3 Lee tank.



Frank Randall's USS Nimitz won the sponsored "Best Modern US Aircraft Carrier" Contest at the June meeting.

Right now it's a W.I.P. but I'll give you my take on it, along with what I've taken off of the PMMS site.

So far, I've assembled the bogie units, the inside of the lower hull and the upper hull. Starting with the bogie units, they are slightly too tall, by about 2mm. I had picked up some resin replacement parts but I wasn't 100% satisfied with them. In addition I am building a mid-late M3 which had horizontal reinforcing ribs added to the front face of the bogies, so I just reworked the kit parts. Other fixes to the bogies include adding two bolts to the top of the unit near the center return roller, and to file out a relief fillet at the rear of the top stiffeners on each side of the unit.

The lower hull is basically good except for the right side sponson. It is too narrow by about .032" from the front 75mm gun sponson to the back. A little Evergreen fixed that.

The Academy kit is a bit off due to the fact that what is depicted is an early M3 and the kit decals are for mid/late Lees. All of the pictures I've seen of Lees in North Africa had the later "quick fix" square air filters and fishtail exhaust below them, and not the earlier round exhaust as depicted in the kit. Formations' resin replacement square air filters are on the way to solve the problem.

The only other weird thing about the lower hull is a large oval cutout that is supposed to be used as a location hole for the inner floor panel. Why? It isn't necessary, as there are two small tabs at the back of the inner floor panel and this locates the panel just fine. It was filled in with .020" styrene and the missing rivet detail put back in.

The upper hull is a little tricky as it is made up of seven panels, so getting this good and flat will help with mating it up to the lower hull later.

There are a number of places where the rivets are either missing or are in the wrong location. The biggest "fitment" problem is with the rear top panel that goes

vertically from the engine hull deck to the top hull deck. There is a .010" gap the entire length. I used some Evergreen to fix this and had to replace some rivets lost to the sanding gods.

The kit comes with a pretty nice interior and so I decided to leave the hatches open. Well, all those nice rivets on the outside have to be replicated on the inside. Let's just say that the punch and die set got a good workout!

That's where the kit stands right now. I still have the turret to build and fix. On the rear wall, Academy got the shape wrong—they included a flat spot vertically behind the upper hatch and it really should just be a slight protrusion at the top with a slightly rounded lip to it. Luckily the turret wall is thick enough that I can sand it down and reshape it.

I still have some photoetch pieces for some of the outside details to add along with new rear stowage boxes, since the kit ones are of the style used on Commonwealth Lees. They are slightly smaller than the US style. A bit of styrene will fix this.

I plan to use Archer Transfers for the yellow stars and blue drab registration numbers. I also need to come up with the yellow turret bands and unit markings. I did a test and Archer makes a clear decal film for use with their transfers, which I sprayed a lemon yellow to match the stars and it goes on nice and thin and looks great.

Well there you have it. I would give the kit a 6 – 7 on a scale of 1 – 10.



D-DAY ADDITIONS AT ATOMIC MUSEUM DISPLAY

MIKE BLOHM

The latest addition to ASM's model display at the National Atomic Museum is a small vignette depicting some of the armored vehicles, boats, and equipment used on D-Day, the Allied invasion of Europe at Normandy, France on June 6, 1944.

The display has long lacked some military vehicles and ships. There are only a few 1/48-scale armor vehicles that can be used to stay in scale with the aircraft in the display, but there are no invasion craft available in 1/48 scale. Therefore, I chose to go with 1/72 scale to get a group of armor vehicles as well as ships for the D-Day vignette.

The additions included an M-4 Sherman tank, a DUWK amphibious truck, and a Landing Craft Vehicle, Personnel (LCVP) "Higgins Boat" representing the Allies, and an 88mm Flak 36 AAA gun and a SdKfz 251 halftrack representing the German defense.

The models are grouped around a map of the inva-

sion area and a description of the beach defenses used at Normandy. Posted behind the vignette are a grouping of pictures from D-Day, and info placards for all the vehicles.

Future additions to the D-Day vignette include a Landing Craft Mechanized (LCM) ship, and Panther and Tiger tanks. A 1/48-scale M-4 (Early) Sherman will also be added shortly, which will be separate from the D-Day display.

BOOK REVIEW

DON SMITH


The Bedford Boys

by Alex Kershaw

Da Capo Press, 2003 • 302 pages

I don't know what's wrong but I seem stuck in the western European theatre of war. I read on the back of this month's book that this book is based on the true story that inspired the movie Saving Private Ryan. —D. Smith

This is a pretty sad story of a bunch of guys who get cut down in the first wave on Omaha beach on D-Day. All the men in the company were originally from the same small town or surrounding area of Bedford, Virginia. These men had joined their local national guard during the great depression. This book is about the men who made up Company A, of the 1st Battalion, 116th Infantry Regiment of the 29th Infantry Division. The 116th was from Virginia and was known as the "Stonewallers," a name earned during the Civil War.



The men of the 29th are sent to England and become known as "England's Own." They are eager to face battle and get more than enough when they land on Omaha Beach's Dog Green section. They quickly get cut down and much of the book tells the stories of these men's families and how they cope. The book is interesting in showing how America lived prior to and during the war. The last book I read and reported on was about the 761st Tank Battalion, an all-black unit who fought in the racially segregated U.S. Army. The interesting and sad thing about this book is that these were the men who lived in the segregated south. You can draw your own conclusions, but it seemed to me that neither "side" was much different from their neighbors.

The book has interesting stories but not much to rec-

ommend for the modeler unless you are inspired to do a D-Day model. Don't count on photos of much military hardware. I picked up my copy on sale a year ago at a Border's "3 for 2" sale. Normally the retail price is \$14.95 for the softbound edition. I'll give it a rating of three out of five stars. ★★★

Year 2007 Contest Quick Reference Chart

Titles in **blue** indicate contests for "Modeler of the Year" Points

- 5 Jan** **SPECIAL CONTEST #1**
SCI-FI/SCIENCE/REAL SPACE/FANTASY
- 2 Feb** **ASM Swap Meet**—no contest.
- 2 Mar** **Armor**—Any kit/subject/scale.
- 6 Apr** **No Points Contest**
- 4 May** **Ships**—Any kit/subject/scale.
Sponsored Contest: "Best Modern US Aircraft Carrier" (Keith Liotta)
- 1 Jun** **No Points Contest**
- 13 Jul** **Automotive** (any era/scale/subj.)
Sponsored Contest: "Best Mustang" (auto and aircraft) (Mark Soppet)
- 3 Aug** **ASM Swap Meet**—no contest
- 7 Sep** **Figures**—Any kit/subject/scale.
- 5 Oct** **SPECIAL CONTEST #2**
BEST SMALL-SCALE MODEL
- 2 Nov** **Aircraft**—Any kit/subject/scale.
Sponsored Contest: "Best Folded-Wing Aircraft" (Ken Liotta)
- 7 Dec** **No Points Contest**
Plus *Model of the Year* competition!

Master

James Guld	790
Dave Miller	674
Mike Blohm	371
Mike McNichols	107
Brian Peck	35
Ken Liotta	6
Ray Ayles	2
Glen Bingham	2
Patrick Dick	2
James Taylor	2

Intermediate

Don Smith	580
Adrian Montano	560
Kyle Garber	285
Frank Randall	270
Rick Carver	100
Mark Soppet	2

Basic

Gil Johnson	672
Jeannie Garriss	280
John Tribou	2

Junior

(No entries to date)

ASM MODELER-OF-THE-YEAR POINTS

CONTACT INFO

President:	Ken Liotta	323-7614	ThePlasticMaster@comcast.net
Vice President:	James Guld	982-3089	jamesguld@cybermesa.com
Secretary/Treasurer:	Frank Randall	299-3760	fcr40@aol.com
Contest Director:	David Boehning	268-7841	autoz440@aol.com
Members Pro-Tem:	Patrick Dick	890-4368	mcclanahandick@worldnet.att.net
	Keith Liotta	888-3396	YeeeLiotta@aol.com
	Tim Wood	897-1889	planedreamin@hotmail.com
Webmaster:	Mike Blohm	823-9404	BlohmM@aol.com
Newsletter Editor:	Joe Walters	821-3751	jwalters22@comcast.net

ASM members are encouraged to submit articles, reviews and other items as appropriate. Contact editor Joe Walters for details and specs. Submission deadline for each issue is the 20th of the preceding month.