

ALBUQUERQUE SCALE MODELERS



<http://abqscalemodelers.com>

April 2012

PRESIDENT'S SPIEL JAMES GULD

March Madness

I have a bit of bad news to report. Club member Tony Humphries's house had a fire in it recently, but luckily no one in his family was hurt. Hopefully, we'll see Tony at the meeting. Anyone wanting to help out with kits or supplies for him can contact me.

We had to postpone the presentation by author Doug Dildy due to some last minute conflicts in his schedule. We will post information on the web site about when he can speak as soon as possible.

We have submitted our nominations for Chapter of the Year and Webmaster of the Year. These applications get submitted to our Region 10 coordinator who then picks one, and then it gets passed up the ladder to the national organization for consideration for the national awards. Hopefully we should hear who won the regional awards by the beginning of June.

March meeting highlights, L – R: Members gathering before the meeting; Dave Straub's excellent Nationals presentation is set up; and the business meeting in progress.



Remember to submit any articles to Joe Walters and Mike Blohm for inclusion in the newsletter and to the web site. It can be a simple book review, model build review, a trip report, or maybe a tip report on a new product or technique you tried. It doesn't need to be fancy, just a few paragraphs and maybe some photos if you have them.

Well, that's about all I have this month.

CONTEST DIRECTOR UPDATE VICTOR MAESTAS

The contests keep getting better and better this year. The April contests had a great turnout including several entries from new members. Between the points contest and Don Smith's sponsored contest (Best Sci-Fi Spaceship), there were 37 entries! This kept the Judges pretty busy. I'm especially glad that we have some new participants in the Juniors level.

Last month's points contest was an "Open" theme, all scales, all subjects, and all eras. In the Juniors level, Phillip Trujillo won gold, People's Choice and Best of Show for his



'57 Chevy—nice work. Matthew Ortiz also won gold with his USS Missouri battleship and Aleya Montañó earned a gold ribbon for her Bat Missile. I hope to see more from these modelers this year. In Basic, Matt Blohm earned Gold as well as People's Choice and Best of Show with his USS Enterprise NCC-1701E. Among the Intermediate level entries, Pete Beck won 1st in the Ships category as well as People's Choice and Best of Show with a very clean build of the USS Pegasus. Special mention goes to Robert Meeker and for having all of his entries place in his first ASM contest! In Masters, John Tate is coming out of retirement and hasn't lost any of his skills with his Spitfire Mk Vb Trop diorama winning a 1st place and Best of Show. People's Choice in Masters went to Larry Glenn's Breda Ba. 65; those Italian planes may not always be the prettiest, but they sure are interesting.

Things to note for upcoming contests:

- April's contest will be the next Points Contest and the theme is Large Scale. See the web site for specifics on this contest.

- The scheduled Hobby Proz Tamiya 1/32 P-51 sponsored contest has been postponed one month due to the unavailability of Tamiya's metallic rattle can spray paints. Have your Mustangs completed for the May 4 meeting. Check with Brian "The Dude" Peck if you have any questions on this contest.

ASM MODEL HIGHLIGHT VICTOR MAESTAS

The selected Model Highlight from the March 2012 Open contest is a Libyan National Liberation Army Technical diorama by Tony Humphries.

Tony's build of the 1/35 diorama started with a photo of a "technical" used in Libya from the internet. The rest of the diorama components are based on various photos also found on the web.



The pickup truck is a Toyota HiLux 4x4 Dual Cab SR5 from Meng. The figures are from Masterbox and Verlinden and the machine guns and the ammo boxes are from Mig.

The background is compiled from several photos found on the internet. The wall is made from styrofoam coated with spackle. Cracks and chips are represented by chipping the compound off of the foam core. The graffiti on the wall was done freehand using several markers and permanent pens.

Year 2012 Contest Quick Reference Chart

Titles in **blue** indicate contests for "Modeler of the Year" Points

- 06 Jan** **SPECIAL CONTEST #1**
SCI-FI/SCIENCE/REAL SPACE/FANTASY
Sponsored Contest: *Lasers*
(Patrick Dick)
- 03 Feb** **ASM Swap Meet**—no contest.
- 02 Mar** **Open Contest**—Any kit/subject/scale.
Sponsored Contest: *SF Spaceship*
(Don Smith)
- 06 Apr** **Large Scale**—Aircraft 1/35 and up,
Armor 1/25 and up, Auto 1/18 and up,
Ships 1/44 and up
Sponsored Contest: *Best Tamiya 1/32 P-51D Mustang* (Hobby Proz)
- 04 May** **Super Clinic Night**—no contest.
- 01 Jun** **British Steel**—Any kit/subject/scale,
operated or built in England.
- 13 Jul** **2012: 100-, 70-, 50-year anniversaries**—Any subject from 1912, 1942, 1962 (100 year anniv of NM statehood)
- 03 Aug** **ASM Swap Meet**—no contest.
- 07 Sep** **Radial Engines**—Any
kit/subject/scale.
- 05 Oct** **Century Series**—Any subject with 1xx
in name or designation
Sponsored Contest: *From a Movie or TV show per IMDB* (Josh Pals)
- 02 Nov** **More Than a Handful**—Any subject
with large weapons
Sponsored Contest: *Stealth*
(Mike Blohm)
- 07 Dec** **SPECIAL CONTEST #2**
PEARL HARBOR
Sponsored Contest: *Rolls Royce*
(Patrick Dick)
Plus *Model of the Year* competition!

ASM MAKE & TAKE MIKE BLOHM

ASM conducted a Make & Take with Cub Scout Pack 747 on March 21, 2012, at Vista Grande Elementary School in Rio Rancho. There were eleven Cub Scouts present and five ASM members: Jim Guld, Josh Pals, Victor Maestas, Larry Glenn, and Mike Blohm. Two sisters of the Scouts were in attendance and they participated too. The purpose of the Make & Take was to give the Cubs an introduction to modeling, and let them have fun building a model, and taking it home with them afterwards.

Mike Blohm started the program by discussing "What is Scale Modeling" using ASM's Scale Modeling display as a visual aid, featuring multiple aircraft, armor and science fiction models in four different scales. The discussion explained what "scale modeling" means, what the different scales are and the pros and cons of each, and gave a quick overview of going from what was in a typical model kit box—sprues, instructions

and decals—to getting a finished model. Lots of finished kits were on display to show off what could be built. Jim Guld also talked about the hobby and demonstrated how a sprue cutter works. The Cubs had some pretty good questions.



After that, it was jumping into the model building! IPMS/USA supplied ASM with a lot of different Snap-Tite kits, including the SR-71, F-14, F-117, Space Shuttle, Corvette, Camaro, and GTO, which the kids had fun putting together. The Cubs worked at their own pace, and ASM members provided coaching, tips and recommendations as they worked their way through the kits. Lots of lessons learned from the days when we were at their stage. There were a lot of parents helping out with the model building too, which will certainly help when the



kids are at home putting together more kits. It looked like a good time was had by all. The Cubs also got to take another kit home to work on. Den Leader Erik Johns remarked that he hoped the Cubs would put down the video games for a brief moment and build some models. Hopefully we'll see some of these Cubs get the spark and decide to take up the hobby and have some great fun while doing so. Please check out the pics below. Thanks to all who helped out.

OLIVE DRAB PAINT FRED FRANCESCHI

With my involvement with the military vehicle club, I became aware that “Olive Drab” is not a single color, even for just World War II.

If you go to <http://www.rapcoparts.com>, select “Rapco Paint Descriptions,” there are about eight different olive drabs, including both early and late WWII ODs. My Command Car

FRED'S FOTO FILE FRED FRANCESCHI

B-24 Liberator at Castle AFB

I always thought that the B-24 Liberator was a “neat” airplane. The twin vertical tails set it apart from most of its contemporaries, and it looked (and still looks) unique.

Several times when I visited my daughter Mari, who lived near Fresno at the time, I stopped at the US Air Force Museum at Castle Air Force Base in Merced, south of Fresno. There were a lot of aircraft on display there. Among them was this B-24. I took some detail shots because I wanted to build the Monogram 1/48-scale kit, but removing and rescribing the panel lines has delayed my project. However, I took some photos of the Fowler flaps and other details “just in case.”

The B-24, as a museum aircraft, had a bit of the hassle that aircraft sometimes got into during the Second World War. The nose art showed a lady with her bare breasts displayed. The wife of a new base commander was upset (I can't understand why) and it was ordered that the lady have clothing painted over her bosoms. I probably have a photo somewhere of the bare-breasted lady, but don't know where it is.

Unfortunately, I was not allowed to see the interior of the aircraft, so have no inside views.



B-24 on google maps (<http://tinyurl.com/7mvdra5>). All of Fred's B-24 photos may be found in the Bonus Pages! -JW, Castle AFB Alumnus]

I believe that Castle AFB was later closed, and don't know what the status of the museum is. Hopefully, it is still there and the planes are well cared for.

[Editor's note: Castle AFB was indeed closed in 1995. It is now known as the Castle Airport Aviation and Development Center. The museum is still there, and you can clearly see this

takes “Early WW II Lusterless Olive Drab,” and I got a case of rattle cans for refinishing parts when I work on the truck.

The paint is heavier than Modelmaster rattle cans and I don't think it would work well on plastic models.

FIELD TRIP! MIKE BLOHM, BRIAN PECK, AND PATRICK DICK

War Eagles Air Museum

The Albuquerque Scale Modelers (ASM) conducted a group




field trip to the War Eagles Air Museum in Santa Teresa, New Mexico, on Sunday, March 18, 2012. Six ASMers braved the gale-force winds and dust storms to make the four-hour drive down to the Museum, which is just northwest of El Paso, Texas. The trip was organized and led by Brian Peck with Tom Perea, Patrick Dick, Danny Williamson, and Mike and Matt Blohm in attendance. The Museum is a large open bay area where you wend your way around the items on display and quite a few display cases featuring uniforms, ammunition types, navigation equipment, personal stories, and military history such as “flying the hump” in a C-47. They did have quite a few cases with models, and some were very well done. According to their brochure (posted with the pictures on the web site), they have 34 aircraft, 6 military vehicles, 38 cars, and 4 motorcycles. Most of the aircraft are flyable. Quite a few of the aircraft had open cockpits and platforms where you could take a look-see. A lot of time was spent taking detail pictures of cockpit interiors and wheel wells, especially of the P-51D and the MiGs. According to Brian, who had visited before, a lot of the aircraft had been restored and repainted.

Outside the Museum building on display were three aircraft

(F-84F, A-7E and a Chinese Tu-2 twin-engine WWII and Korean War era bomber that was delivered in crates and put back together), equipment for a US Army Hawk unit, and Patriot missiles in canisters. Those were an adventure to look at with the fairly steady winds which make it sound like the building was going to blow down. As usual you “enter and exit through gift shop” and everyone spent time looking and spending money.

Aircraft of note included the P-40E Warhawk, P-51D and TF-51D (2-seater) Mustangs, F4U-4 Corsair, Hawker Sea Fury, A-26C Invader, F-156K Storch, P-38L Lightning (modified—looks like it has some racing history), TBM-3 Avenger, Tu-2, DC-3 / C-47, BT-13 Valiant, AT-6F Texan, T-33 Shooting Star, T-38B Talon, L-5 Sentinel, J-3 Cub, F-86 Sabre Mk VI, FJ-2 Fury, F-84 Thunderstreak, A-7E Corsair II, MiG-15, MiG-15UTI, and MiG-21PFM. Military vehicles of note included an M-163 Vulcan (M113 APC) and a Ford Chassis Searchlight truck. Several pictures are posted below; more are available on the *ASM Web Site*. Tom Perea led the first ASM field trip to the War Eagles Air Museum back in January 2004—that trip report is also on the *ASM Web Site*.

Definitely recommended for a one-day trip or a stop if you are driving through El Paso on a trip. Plan on about three to four hours to see everything. The entry fee was \$5 for adults, \$4 for military and seniors, and children and students for free. For more information check out the museum’s web site (<http://www.war-eagles-air-museum.com>).



Master

John Tate	450
Paul Kirchner	352
Mike Blohm	179
Ken Liotta.	133
Brian Peck	125
Ray Ayles	104
Larry Glenn	77
Glenn Bingham	27
Josh Pals	8
Dave Miller	2

Intermediate

Pete Beck	325
Tony Humphries	325
Robert Meeker	275
Adrian Montaña	175
Don Smith	156
Frank Randall	150
Kyle Garber	129
Rick Carver.	125
Steve Brodeur.	125
Ken Piniak	102

Basic

Matt Blohm.	347
Chuck Girvin.	4

Junior

Phillip Trujillo	325
Matthew Ortiz	125
Aleya Montaña	125

MODELER OF THE YEAR POINTS STANDINGS

CONTACT INFO

President:	James Guld	982-3089	jamesguld@pngltd.com
Vice President:	Mike Blohm	823-9404	BlohmM@aol.com
Secretary/Treasurer:	Frank Randall	299-3760	fcr40@aol.com
Contest Director:	Victor Maestas	771-0980	vmaestas@aol.com
Members Pro-Tem:	Patrick Dick	890-4368	mcclanahandick@worldnet.att.com
	Larry Glenn	822-1488	l.glenn2@comcast.net
	Brian Peck		oryen@msn.com
Webmaster:	Mike Blohm	823-9404	BlohmM@aol.com
Newsletter Editor:	Joe Walters	821-3751	jwalters22@comcast.net


ASM members are encouraged to submit articles, reviews and other items as appropriate. Contact editor Joe Walters for details and specs. Submission deadline for each issue is the 20th of the preceding month.


BONUS PAGES!
FRED'S FOTO FILE
FRED FRANCESCHI


B-24 Liberator at Castle AFB
















BONUS PAGES!

ASM MAKE & TAKE

MIKE BLOHM









BONUS PAGES!
FIELD TRIP
MIKE BLOHM, BRIAN PECK, AND
PATRICK DICK
War Eagles Air Museum





