


ALBUQUERQUE SCALE MODELERS



<http://abqscalemodelers.com>

February 2014

THE FEZ SEZ TONY HUMPHRIES

So February is once more upon us, and aside from another artificially created pseudo-holiday (thanks Hallmark, *et al!*), what does that mean? Of course, it means the traditional February ASM Swap Meet, which as you know, is a chance for you to pick up some real bargains, rarities or odds and ends. It's also a chance to clear your stash and clear the decks for the modeling year ahead and to sell on any unwanted Christmas presents. Model-related Christmas presents, I should add... No one wants that itchy fluorescent lemon-yellow, green, and purple Reindeer sweater that your color-blind Aunt Doris knitted.

Unless it comes in 1/55-scale with added photoetch antlers and a resin-cast holly motif, of course. And the less said about that handkerchief and sock combo, the better...

I'm sure that I don't need to remind you that Chile-Con, the IPMS Region 10 convention, is being hosted by us in June of this year. I'm going to do it anyway though, because I'm like that. The Swap Meet might give you the chance to pick up that crucial entry that you've been missing or that Santa forgot to bring this year. Again. I'm starting to think that the old guy is suffering from advanced Alzheimer's, judging by the gaps in my Christmas list... Perhaps I was just too naughty this past year? But in my defense, surely someone has to



be out there writing silly articles and endlessly poking fun at

January highlights, L – R: members checking out the models before the meeting; Brian Peck runs a decal clinic; and the business meeting in progress.



the French? (They love it really) and if not me, then who? Both are important jobs and they don't just take care of themselves you know! Anyway, the theme is going to be D-Day this year, since the convention is being hosted on the 70th Anniversary of that momentous event. So be on the lookout for D-Day-related items at the Swap Meet. I'm sure you can pick up something at a reasonable price to fit in with the competition theme.

Perhaps you can come up with a French-related one in fact? Perhaps a French Resistance fighter armed to the teeth and about to blow up a crucial German sausage distribution center. Or indeed a cycle-riding French commando—a number of them did land with the British forces on Sword Beach on D-Day itself and acquitted themselves well, apparently. Rumors that these armed cyclists were the closest that a Frenchman has come to winning the Tour de France in nearly a century are somewhat exaggerated, by the way—I believe one did win in 1980 or so. There were probably some French pilots up there too, somewhere, and French sailors as well. Well, not up in the air, obviously... To be fair to France (having been born in England this is difficult but I'll do my best) after the debacle of 1940, many of their units fought well. Particularly in the liberation of their Homeland and onwards into Germany itself, as the war came to a close. And no one can question the bravery of the Resistance and those agents who parachuted into occupied France to gather intelligence and to harass the Germans (which is another entirely appropriate and justifiable activity of course and is pretty much a National hobby back in England as well).

Actually, I have been informed that I may have to sponsor an ASM special contest on "Best French Subject" this year and unless I can wriggle out of it, this will happen in July. Extra credit will be given for the imaginative use of a white flag (sorry France, I couldn't resist it...). So keep your eyes open for any suitable subjects and your eyes on the contest schedule as many of the Sponsored and Special contests may not have been finalized yet (although this one unfortunately now has). You never know what you'll find at an ASM Swap Meet, though, so bring money and lots of it. Let the stampeding and elbowing commence!*

*President's note: I should point out that stampeding, trampling, elbowing, eye-gouging and either random or targeted gunfire are not endorsed or encouraged at ASM events—even Swap Meets. They have been known, however... So please browse and shop responsibly. Also it should be pointed out that any opinions expressed about the French (or Germans) here are not the official position of ASM (at least as far as I know) and are informally mine and mine alone and are generally expressed in the interests of entertainment and are not necessarily intended to be statements of fact. Anyway, I claim diplomatic and cultural immunity. So there.

VICE PRESIDENT'S REPORT MIKE BLOHM

Here are a couple items of note.

CoMMiESFest V Model Contest is February 15: The IPMS Colorado Modeling Militia Enjoying Sci-Fi (CoMMiES) Chapter is holding CoMMiESFest V on February 15, 2014,

Year 2014 Contest Quick Reference Chart

Titles in **blue** indicate contests for points

- 03 Jan** **SPECIAL CONTEST #1**
SCI-FI/SCIENCE/REAL SPACE/FANTASY
Sponsored Contest: "Frickin' Laser Beams" (Patrick Dick)
Sponsored Contest: "Best Ford-themed model" (Patrick Dick)
- 07 Feb** **ASM Swap Meet**—no contest.
- 07 Mar** **Open Contest**—Any kit/subject/scale.
- 04 Apr** **SPECIAL CONTEST #2**
FAMILY TIES
- 02 May** **Japan**—Any kit/subject/scale.
- 13 Jun** **SPECIAL CONTEST #3**
WORLD WAR I
Sponsored Contest: "D-Day, June 1944" (ASM E-Board)
- 11 Jul** **Speed Demons**—Any it/subject/scale.
Sponsored Contest: "Best French Subject" (Tony Humphries)
- 01 Aug** **ASM Swap Meet**—no contest.
- 05 Sep** **SPECIAL CONTEST #4**
SEAPLANES / AMPHIBIANS
Sponsored Contest: "Electronic Warfare" (Gil De La Plain)
- 03 Oct** Sponsored Contest: "Adversaries" (Mike & Matt Blohm)
- 07 Nov** **Open Contest**—Any kit/subject/scale.
Sponsored Contest: "Russian Bombers" (Tim Wood)
- 06 Dec** **SPECIAL CONTEST #5**
BATTLE OF THE BULGE PLUS 70
Plus Model of the Year competition!

in Golden, Colorado. The theme is "Red" and anything with Red in it—the name, the color, etc.—is a player. Information and a link to the contest website are available on the ASM Website (<http://tinyurl.com/asm1402a>).

CoMMiESFEST V



This Time We Just Want
RED!
MODEL CONTEST

February 15, 2014

Chile Con 3 is June 6 - 7: Preparations are well under way for the next bowl of Chile Con in Albuquerque. If you are interested in helping out, please see Jim Guld. Additional information on the contest categories, trophy packages, and vendor tables will hit the Chile Con 3 website shortly. Please

consider buying a trophy package. The trophies are looking to be most excellent and the packages are at an affordable price. If you want to sponsor a special trophy award of your own choice—for example “Best F-4 Phantom model”—contact Jim Guld and Ken Liotta. The flyers are being built right now. The CC3 theme is “D-Day Plus Seventy” with awards for Best D-Day-related model entries. Those models are a player for ASM’s Display-Only theme at the 2014 New Mexico State Fair in September, as well as the upcoming “D-Day June 1944” sponsored contest in June, so get building on those. The CC3 website is available from the ASM website Home Page, or you can go straight to it (<http://tinyurl.com/chilecon3>).

Albuquerque Comic Expo 2014 is June 27 – 29: The ASM model display at ACE 2014 is just down the road in June. Please consider your new builds for the upcoming ASM contests and Chile Con 3 to perhaps also fit into our themes for ACE. You could build any sci-fi kit for the Open Contest in March, and maybe a Godzilla monster attacking Tokyo for the “Japan” contest in May. If any of your family happen to be space aliens—you were born in Roswell, or have you always suspected your siblings were a bit strange—then maybe a UFO might be a player for the “Family Ties” contest in April. Let’s try to get some great new builds on the table for ACE.

Check out the trip report for ASM at ACE 2013 (<http://tinyurl.com/asm1402b>).

Upcoming model contests in the near future in our neck of the woods include:

WestFest 2014 scheduled for April 26 in Grand Junction, Colorado *has been canceled*.

Best of the West XIX is May 3 in Henderson, Nevada. Sponsored by IPMS/Las Vegas.

[Additional info and links are always available on the ASM website’s Upcoming Events Calendar (<http://tinyurl.com/asm1402c>).]

CONTEST DIRECTOR UPDATE

JOHN TATE

The first ASM meeting of the New Year hosted three contests: the annual “Moe Blalters” Sci-Fi/Fantasy special contest plus Patrick Dick’s “Ford” and “Frickin’ Laser Beams” sponsored contests. As always with our club’s Sci-Fi contests, there were some creative entries and quality models on the table. Here are the results:

In **Basic**, Jeannie Garriss won a Gold and Best of Show for her nicely-done Star Wars Snowspeeder model. Good work, Jeannie!

There was a split in **Intermediate**, between figures and spacecraft, with a First in Figures going

FRED’S FOTO FILE FRED FRANCESCHI

Chino, continued

This is a continuation of the photos in the December 2013 Newsletter, showing Planes of Fame aircraft at the Chino airport in the early 1960s, a long, long time ago.



Another photo of the F4U Corsair shown in the earlier newsletter.



What’s that, a Sopwith Camel in American “Hat in Ring” markings? That’s a B-25 photo chase plane in the background. Remember, this is in Southern California, where the movies are filmed.



I was going to say that’s a PT-17, but I don’t see a windshield for the pilot in front.

[Editor’s note: All of Fred’s photos from this Chino set, larger and in full resolution, may be found in the [Bonus Pages](#). -JW]

to Rick Carver for his enigmatic “Mr. Thank You” monster and a Second to Steve Brodeur for a Dr. Evil-approved shark with laser beam. In Spacecraft, Steve picked up a First and Best of Show for his “Fantastic Voyage Proteus,” which had a nicely-detailed interior and clean white finish. Also on the table were two excellent micro-starship models by Ken Piniak, which picked up Second and Third.

On the **Masters**’ side, Ray Ayles had two intriguing “Creature from the Black Lagoon” figures, one from Moebius Models and the other from Monogram, an interesting study in how two different manufacturers approached the same subject—the Moebius Creature got a Third and the Monogram Creature got a First and Best of Show. Patrick Dick picked up a Second for his nicely-weathered AMT Klingon Bird of Prey.

There was good turnout for Patrick Dick’s sponsored contests—Jack Garriss won the “Laser Beams” contest with his shiny Alpha Centauri saucer, and for the Ford-themed contest Jim Guld had the best armor entry with his Ford-built M4A3 Sherman tank and Josh Pals had Best Automotive with his ’49 Custom Merc. I was awarded Best Aircraft for my JB-2 Loon, powered by a Ford pulse-jet engine.

As always, I was impressed by the high quality and creativity of ASM contest models—keep up the good work! There are plenty of interesting contest themes this year, all of which were suggested by ASM club members, so find one that suits your fancy and start cutting some sprue. Just a reminder—the February 7 meeting is club swap meet night, followed by ASM’s first points contest of the year, on March 7.

- A set of photos by Jeffrey Harper from an airshow at Kirtland AFB a few years back.

CHILE CON

2014 IPMS Region 10 Contest
June 6 – 7, 2014
 Hosted by
ALBUQUERQUE SCALE MODELERS
D-DAY PLUS SEVENTY

MCM Elegante Hotel and Event Center
 2020 Menaul NE • Albuquerque, NM 87107
 toll free (866) 650-4900 • fax (505) 881-4806
www.mcmelegantealbuquerque.com
 Rooms \$81.00/Double Occupancy. Be sure to mention Albuquerque Scale Modelers and Chile Con 3 to get this rate!

IPMS members pre-registration:
 \$18.00 through April 30, 2014; \$20.00 thereafter
 Contest entry costs are for an unlimited number of entries.

An Awards Banquet, Raffle, and a Make-and-Take session will be offered. Vendor space still available!

For details as they develop, visit the ASM websites
www.abqscalemodelers.com
<http://tinyurl.com/chilecon3>

Contact person: Contest Co-Chair James Guld
 (505) 982-3089 • jamesguld@pngltd.com



ASM Website



Chile Con 3 page

IN THE BONUS PAGES!
JOE WALTERS

In this month’s Bonus Pages:

- Photos of January’s Best-of-Show contest winners.
- Fred’s photos from Chino are all present, uncropped, and as large as I can make them within the limits of resolution and page size!
- A review by Larry Horyna of Dragon’s 1/48 Ju-88A-4.

Master	Intermediate	Junior
Ken Liotta 6	Partap Davis 4	No Entries
Mike Blohm 4	Matt Blohm 2	MODELER OF THE YEAR POINTS STANDINGS
James Guld 2	Ken Piniak 2	
Dave Miller 2	Basic	
	No Entries	

**CONTACT
INFO**


President:	Tony Humphries	764-0046	abkhumphries@gmail.com
Vice President:	Mike Blohm	823-9404	BlohmM@aol.com
Secretary/Treasurer:	Frank Randall	681-5158	fcr40@aol.com
Contest Director:	John Tate	332-3928	jtlynwood@hotmail.com
Members Pro-Tem:	Jack Garriss		ebgarriss@comcast.net
	Larry Glenn		l.glenn2@comcast.net
	Victor Maestas	771-0980	vmaestas@aol.com
Webmaster:	Mike Blohm	823-9404	BlohmM@aol.com
Newsletter Editor:	Joe Walters	821-3751	jwalters22@comcast.net

ASM members are encouraged to submit articles, reviews and other items as appropriate. Contact editor Joe Walters for details and specs. Submission deadline for each issue is the 20th of the preceding month.

BONUS PAGES!

JANUARY BEST-OF-SHOW WINNERS

Top to bottom: Steve Brodeur's *Proteus*; Jeannie Garriss's *Snowspeeder*; and Ray Ayles's *Creature from the Black Lagoon*.



BONUS PAGES! FRED'S FOTO FILE FRED FRANCESCHI

Chino, continued

This is a continuation of the photos in the December 2013 Newsletter, showing Planes of Fame aircraft at the Chino airport in the early 1960s, a long, long time ago.




An F4F or FM2 Wildcat.



Wheel well and flap details on the SBD Dauntless shown in the December 2013 Newsletter.



Another photo of the F4U Corsair shown in the earlier newsletter.



(This page and next page) The P-40(s) shown in the earlier newsletter. Some of the photos show the restored aircraft, some of the shots show the plane unrestored. But as I said last time, I can see a few different details, so I'm not sure if this is the same plane. I do notice that the colors of the unrestored plane in these shots look "better" than the ones in the December newsletter.





What's that, a Sopwith Camel in American 'Hat in Ring' markings? That's a B-25 photo chase plane in the background. Remember, this is in Southern California, where the movies are filmed.



I was going to say that's a PT-17, but I don't see a windshield for the pilot in front.

BONUS PAGES!


KIT REVIEW

LARRY HORYNA


Dragon 1/48 Ju-88A-4

Undoubtedly one of the most iconic medium bombers of the Second World War was the Junkers Ju-88. An extremely versatile design, the Ju-88 served admirably in many roles, from level daylight bomber to anti-shipping and night fighting. This build represents the standard A-4 series daylight bombing configuration and is done in the markings of well known Ju-88 exponent "Hajo" Hermann.

Dragon's kit in 1/48 scale offers a good representation of this excellent airplane. The kit is cleanly molded, with very nice clear parts and fairly nice detail built right from the box. As this was for a client, and one who really loves interior detail, I used Eduard's color etched detail set and a few scratch built bits to enhance the cockpit area.



The build was very straight forward and did not exhibit any fit problems. The fuselage construction is a bit different than most standard aircraft kits in that the vertical stabilizer was a separate piece and not molded to the fuselage. This was obviously done for the sake of producing other variants with different shaped tails. The forward cockpit area was also molded separately for the same reason. However, neither of these separate sections provided any difficulty of fit. I used very little filler on this model.



I can't explain exactly why I chose not to buy an aftermarket canopy mask when there was so much glass to mask on this airplane. I suppose some of it had to do with the recent debacle I encountered with Great Wall's P-61 masks. It was also a bit due to the fact that all I could find was a "generic" mask that was supposedly for all the 1/48 Ju-88 kits. I was a bit suspect of that since the glass cannot be the same on all of them. So, I went ahead and masked the glass myself. My particular method is very time consuming but for me, the most comfortable. I really don't like to put tape on the part then trim it with a knife. Invariably, I slip and cut a nice line right into an area that shouldn't have a line in it. To avoid this, I cut fine strips of Tamiya tape and outline each section of glass. Then I fill the sections in when finished. It takes some time, but it works really well.



Being a standard Luftwaffe daylight scheme, the camouflage was a "splinter" scheme of RLM 70 and 71 on the upper surfaces and RLM 65 on the lower. Hermann's markings were fairly straight forward, with a white fuselage band and the KG 30 unit badge on the nose. There were no aftermarket decals available for this particular aircraft at the time I built it (I am sure someone did them at some time as Hermann was a pretty well known Ju-88 pilot) so I had to piece them together from a couple of different sheets. Splinter

camouflage is fairly straight forward and not terribly difficult to mask but it is time consuming. One of my references offered a very nice schematic of the standard pattern. I like to pre-shade my models so after outlining the panel lines with flat black I applied the bottom RLM 65, masked the bottom and then applied the RLM 70, being the lighter of the two upper colors. This is where pre-shading runs into a bit of a problem. After applying the first color on the entire airframe, you lose some of the pre-shade on the second color. After masking the RLM 70, I pre-shaded the areas to be painted RLM 71 again.

Here is where I ran into trouble! I have been using acrylics on my models for years now and I very rarely have problems with adhesion. I clean my models well before assembly and use Polly Scale plastic prep or alcohol to clean again before painting. I used Testors Acryl (my favorite is Tamiya, but they don't make these particular RLM colors and I didn't feel like mixing them, which I usually do). After painting the RLM 71 I carefully removed the Tamiya masking tape and... *arrggghh!* The RLM 70 lifted in several places! This is a real pain in the butt to fix. You have to wet-sand the area, remask and repaint. After I did this I carefully lifted the tape again and... *nooooooo!* The RLM 71 lifted! Now I had a choice, strip the whole thing and redo it, or try one more time to wet sand, remask and repaint. I chose the latter and thankfully, it worked. I have no idea why the paint lifted. I do not know how old the Testors paint was, it was given to me by a fellow builder and for all I know it was very old. However, the bottles





had not been opened and didn't look odd when I thinned it so in the end I simply determined that the modeling gods were just not with on this one (in case you don't know, there is an entire pantheon of modeling gods covering fit, glue, paint, etc. It's just the paint god that wasn't with me, everyone else cooperated).

After removing the mask I clear coated with Future floor wax and applied the decals. Next I applied a wash with MIG pigment brown followed by Testor's Acryl clear flat. For those of you who have not tried MIG pigments, I highly recommend them. I used to make my own oil washes with artists oil thinned with terpenoid. I was always a bit of a pain to have to constantly thin the oil paint. The MIG washes are basically a pre-thinned oil based wash that works like a charm over acrylics. I have found that it saves me lots of time in doing washes.

All that was left to do was add the landing gear, bombs and small details. The end result is a very nice representation of what I would simply call "a really cool airplane." This was a very enjoyable build (except for the painting adventure, which of course was no fault of the kit!) and I would highly recommend it to any fan of Luftwaffe subjects.









BONUS PAGES!

JEFFREY M. HARPER

Kirtland 2006

These photos were taken at the Thunder Over the Sandia Air Show on July 1, 2006, at Kirtland Air Force Base. I was primarily taking pictures as reference for 3D modeling and for the $\frac{1}{48}$ and $\frac{1}{2}$ CV-22 models kits I was planning to build. At the show the 58th SOW (Special Operations Wing) of the 71st Special Operations Squadron displayed their CV-22 Osprey and performed a capabilities demonstration of the aircraft. There was a special US Air Force heritage flight consisting of an F-15C, a P-51, and an F-4. The 1500th Fighter Wing of the New Mexico Air National Guard had an F-16 Fighting Falcon on display. Other aircraft on display included an F-117A Nighthawk stealth fighter, some C-130s, a C-5 Galaxy, an MH-53J, an HH-60G, and an A-10. Eclipse Aviation had their Eclipse 500 Very Light Jets on display. Later in the afternoon the Thunderbirds US Air Force Air Demonstration Squadron performed maneuvers to exhibit the capabilities of the F-16 aircraft.

All in all it was a great day despite the heat and a decent sunburn.

[Editor's note: Jeffrey supplied quite a few photos, including many many closeups of the Osprey, and they can be found on the Website. -JW]







