


# ALBUQUERQUE SCALE MODELERS



<http://abqscalemodelers.com>

July 2013



ALBUQUERQUE SCALE MODELERS PROUDLY PRESENT  
2014 REGION 10 CONVENTION & CONTEST  
JUNE 2014 (DATES & LOCATION TBA)  
ALBUQUERQUE, NEW MEXICO

## THE FEZ SEZ TONY HUMPHRIES

I would like to take this opportunity to wish you all a happy Independence Day. I hope you all have a wonderful time, eating drinking and celebrating the nation's birthday. Let's remember the sacrifice of your ancestors as they fought against mine, to win freedom for this great nation and to throw off the shackles of a plump old German king with a turnip obsession and a badly fitting crown who liked to talk to trees and who frequently got his wife and his horse badly confused. Presumably with hilarious results... It's no wonder that the

colonists won, is it? Even the possum- and squirrel-eating ones were a step up the evolutionary scale from that. Besides, in actual fact, your ancestors weren't really fighting against mine. Mine were all in the pub.

But as you wassail, frolic, party and possibly even carouse (it's a free country after all, and who am I to criticize?) I appeal to you to spare a thought for those less fortunate than ourselves. I speak of course, of those affected by the deadly blight of *Advanced Modelers Syndrome*. This is a truly ghastly affliction which results in emptied bank accounts, carpal tunnel syndrome, depression, shame, resin splinters, chronic brass allergy and an inability to finish even the highest quality kit without tripling its weight in brass and resin add-ons and plastering it with obscure limited-run Eastern European decal sets. This is a terrible, insidious disease that snatches the unsuspecting from the realms of Tamiya and leads them into a fantasy land where even Lindberg kits are seen as buildable given enough aftermarket parts. Trust me—*no good can come of*

May meeting highlights, below: Jim Guld runs a clinic; and the business meeting in progress.



this! None at all. We must fight this condition with all of our strength! We must fight it on the beaches and in the shed. In the garage and on the workbench. We must never surrender! You may have observed this awful condition in other modelers over the years. You may even, tragically, be suffering from symptoms of this yourself. Are you in denial about AMS? If so, do not fear. Help is available. You are not alone!

So, if you see one of your fellow modelers at the Nationals poring over a table of Eduard photoetch, for the sake of all that is holy, *drag him away!!!* It may take several of you. This level of brass addiction is known to cause violent reaction among its sufferers and just a sniff of Verlinden resin seems to give them the strength of ten men when roused. It is a pernicious and insidious condition (as is Verlinden resin, but I digress...). The old standby methods of Bell, Book, Candle and Holy Water are normally used for cases of demonic possession. For AMS this is still not enough. The only solution is to sit them in a cool room with drapes closed, a single light bulb, a simple desk and nothing but a snap-together Revell car kit for company. Of course, they will scream. They will wail. They will threaten. They will curse. They will beg and plead and promise you anything in return for just one Modelkasten workable track-link.

But you must be strong! This is for their own good. After a week or two of this, they may be tentatively moved on to a Series 2 Airfix kit. From there they can slowly (and under strict supervision of course) be introduced to kits that are actually worth building again. After several months they may even be able to safely enter a hobby shop without foaming at the mouth, twitching violently and involuntarily lunging for the Evergreen sheet styrene catalog. It's tough, but it can be beaten and with your help we can do it! If you would like to pledge your support or even better, provide financial help, donations will be gladly received. Please make all checks out to "ASM E-Board Bahamas beach-condo fund" and I, or any member of the E-Board, will be happy to accept them at club meetings. You have our heartfelt thanks.

## VICE PRESIDENT'S REPORT MIKE BLOHM

### ASM Update

I hope everyone had a Happy 4th of July. Here's an update on things going on with ASM in 2013.

First off, thanks to all who helped out with the ASM Model Display at Albuquerque Comic Expo 2013 (ACE 2013) the weekend of 22 - 23 June. It was a lot of fun and I think we did a great job of promoting the modeling hobby and maybe we'll see some new members, too. See the trip report article on that event on the ASM Field Trips web page ([http://www.abqscalemodelers.com/asm\\_field\\_trips.htm](http://www.abqscalemodelers.com/asm_field_trips.htm)) for further detail and pictures.

The IPMS/USA National Convention is rapidly approaching on 14 - 17 August. We have a Group Build entry that is looking pretty good. I hope that all the ASM membership will try to attend. These conventions are always fun and the models on display will certainly fire up your enthusiasm. And the

vendor room is always equally impressive, and you can become poor very fast. See the ASM web page link to the Nationals web site ([http://www.abqscalemodelers.com/asm\\_articles.htm#IPMS/USA\\_Nationals\\_2012\\_Links](http://www.abqscalemodelers.com/asm_articles.htm#IPMS/USA_Nationals_2012_Links)).

The 2013 New Mexico State Fair model contest comes up next, with the model entries on Friday, September 6 and Saturday, September 7 and the judging likely on Monday the 9th. Please participate in the model registration if you can. This is another one of our club's promotions of the modeling hobby. Please let the E-Board know if you have any ideas for the club's "Display Only" theme. See ASM's 2012 NM State Fair web page for more info ([http://www.abqscalemodelers.com/ASM\\_NM\\_State\\_Fair\\_2012.htm](http://www.abqscalemodelers.com/ASM_NM_State_Fair_2012.htm)).

### Year 2013 Contest Quick Reference Chart

Titles in **blue** indicate contests for points

- 04 Jan** **SPECIAL CONTEST #1**  
**SCI-FI/SCIENCE/REAL SPACE/FANTASY**  
Sponsored Contest: "Frickin' Laser Beams" (Patrick Dick)  
Sponsored Contest: "Rolls Royce" (Patrick Dick)
- 01 Feb** **ASM Swap Meet**—no contest.
- 01 Mar** **Open Contest**—Any kit/subject/scale.  
Sponsored Contest: "Revell 1/48 Ventura" (E-Board)
- 05 Apr** **More Than One Radial Engined**—  
Any kit/subject/scale.  
**Famous Motorsports Vehicles**—  
Any kit/subject/scale.  
Sponsored Contest: "Best Sci-Fi Spaceship" (Don Smith)
- 03 May** **SPECIAL CONTEST #2**  
**SINGLE IN-LINE ENGINED AIRCRAFT**  
Sponsored Contest: "Revell 1/32 He-219" (Hobby Proz)
- 07 Jun** **Cold War**—Any kit/subject/scale.  
**Cherche la Femme**—Female-named subject, any kit/subject/scale.
- 12 Jul** **Open Contest**—Any kit/subject/scale.  
Sponsored Contest: "North African Armor" (James Guld, Tony Humphries)
- 02 Aug** **ASM Swap Meet**—no contest.
- 13 Sep** **On the Water**—Anything waterborne, any kit/subject/scale.  
**Beyond Babe Artwork**—Any subject with non-pinup nose art.  
Sponsored Contest: "TBA" (Gil De La Plain)
- 04 Oct** **Axis of WWII**—Any subject excluding Germany and Japan.  
**Go Figure**—Any humanoid figure.  
Sponsored Contest: "Big" (Brian Peck)
- 01 Nov** **Open Contest**—Any kit/subject/scale.  
Sponsored Contest: "Danny Roberts / Best P-38" (Mike Blohm, John Tate)
- 06 Dec** **SPECIAL CONTEST #3**  
**JET POWER**  
Plus Model of the Year competition!

# FRED'S FOTO FILE

## FRED FRANCESCHI

### Canada

In the February 2012 ASM newsletter, I had some photos of Canadian "Golden Knight" F-86 Sabres that I took at an airshow in Windsor, Ontario, Canada, in 1959. I also took some photos of these other Canadian aircraft at the same airshow.

All went well until I tried to return to the good ol' USA. I have a (very slight) Australian accent from my mother, and the US Border Patrol picked up on it as I crossed the border. I had a half hour's interrogation before they let me through. Visiting Canada was fun, but I didn't want to stay.

The first photo is of a CF-100 "Canuck" jet fighter. This was a main Canadian fighter of the 1950s.



Here you see a Canadair CL-28 Argus 2 Antisubmarine patrol plane. I had to look it up in my "Rand McNally Encyclopedia of Military Aircraft" reference book, since I didn't remember what it was, and on page 475 is a drawing of one with 725 marked on the fuselage. Only two aircraft different to the one I photographed.



I'm enjoying looking at these old pictures from 54 years ago, and wondering what I will have in the next foto file.

*[Editor's note: All of Fred's photos of these Canadian aircraft and several more, larger and in full resolution, may be found in the Bonus Pages. -JW]*

We do not yet have any Make & Take events scheduled in 2013, but there was a lot of interest in those from the people attending ACE 2013. Several Cub Scout leaders saw our pictures of past Make & Takes and talked to us about maybe providing one. So stay tuned for more info on those.

ASM just got notice that our bid to host the Region 10 Model Contest and Convention in 2014 has been accepted, so there will be a lot of activity in the near future as ASM pre-

pares for Chile Con 3. We will need lots of member participation in the various committees that will soon be forming up, so please get involved to help ensure that Chile Con 3 is a successful event. Stay tuned for a Chile Con 3 web page going up shortly.

---

## FIELD TRIP

### FRED FRANCESCHI

#### Back to Hooters

On June 15, The Roadrunner Convoy had a field trip to the Hooters restaurant on Alameda, near Coors. There were approximately fifteen military vehicles in attendance. I headed a convoy from 2nd and Alameda with the command car, followed by the M-18 Hellcat. The rear was taken up by a 2½-ton radio truck.

Per specific instructions from the newsletter editor, I only took photos of vehicles when the lovely Hooters girls were included. As I said before, Hooters field trips are a rough job. Joe, are you sure you don't want any photos of the Hellcat passing cars on Alameda?

*[Editor's note: said instructions were merely to make sure that representatives of the sponsoring establishment were present in all photos, so as to promote said business in appreciation for going out of their way to sponsor such activities! That's my story, and I'm sticking to it. All of Fred's Hooters photos are viewable on the Bonus Pages, in full color and high resolution, of course, to facilitate close examination in support of the sponsoring organization. -JW]*

A lot of people stopped by to view the vehicles, and we enjoyed talking with them.

At the end of our display, we convoyed back to the 'tank park', watching folks in passing cars take cell phone photos of our stuff. After all, when will you ever again see an M-18 driving down Alameda? ...Maybe on August 17th?

It was a good day.

P.S.: We have another Hooters event scheduled for August 17.


---

## KIT REVIEW

### KEN PINIAK

#### LVM Studios Gemini Interior Detail Kit (GEM124)

If you are a realspace modeler, then you know that the only decent model of a Gemini Spacecraft is the old Revell 1/24 scale kit, which suffers from some accuracy issues. Now along comes a new company out of the Netherlands, LVM Studios, with an interior detail set for the Gemini. The set contains two frets of photoetched brass parts, one large (8¼ x 5½ inches)




and one small (2 x 2 3/4 inches). You also get a bag full of various styrene strips, rods, and tubing to make switches, knobs, and other detail parts. These parts alone are worth the \$33.00 I paid for it. But there is more.

The place where so many aftermarket sets fail is in the instructions; they are often vague, poorly drawn, and do not really tell you how to put your kit together. This kit comes with a CD with three main file folders on it. The first folder is the instructions: a PDF file with fourteen pages of step-by-step instructions, complete with detailed diagrams and color photos of the process. The ejection seats alone take up three and a half pages.

The next folder, labeled PDF, contains two NASA Project Gemini Familiarization manuals (485 and 664 pages, respectively) packed full of information about the Gemini spacecraft. The last folder, labeled Photos, has 45 color and black and white photos of the interior of the Gemini spacecraft.

If all this is not enough, at the end of the instruction manual is a list of other recommended upgrade sets (other manufacturers, not their own) and additional references, and you can Email them for help if you have a problem.

This kit is available thru the Cult TV Man web site (<http://www.culttvman.com>).



### Master

Victor Maestas . . . . .	1138
James Guld . . . . .	841
James Strickland . . . . .	372
Brian Peck . . . . .	302
Mike Blohm . . . . .	270
Dave Miller . . . . .	125
John Tate . . . . .	110
Larry Glenn . . . . .	77
Glenn Bingham . . . . .	25

### Intermediate

Tony Humphries . . . . .	1127
Bob Meeker . . . . .	1080
Frank Randall . . . . .	901
Don Smith . . . . .	718
Steve Brodeur . . . . .	500
Gorham Smoker . . . . .	250
Gil De La Plain . . . . .	125
Gil Johnson . . . . .	100
Jack Garriss . . . . .	60
Ken Piniak . . . . .	39

### Basic

Matt Blohm . . . . .	1826
Fred Behnken . . . . .	325
Jeanne Garriss . . . . .	125

### Junior

Caroline Smith . . . . .	450
Marie Smith . . . . .	450

## MODELER OF THE YEAR POINTS STANDINGS

as of 17 Jun 13

## CONTACT INFO

President:	Tony Humphries	764-0046	abkhumphries@gmail.com
Vice President:	Mike Blohm	823-9404	BlohmM@aol.com
Secretary/Treasurer:	Frank Randall	681-5158	fcr40@aol.com
Contest Director:	Ken Liotta		theplasticmaster@comcast.net
Members Pro-Tem:	Gil De La Plain	275-1858	ggdelap@msn.com
	John Tate	332-3928	jtlynwood@hotmail.com
Webmaster:	Mike Blohm	823-9404	BlohmM@aol.com
Newsletter Editor:	Joe Walters	821-3751	jwalters22@comcast.net

ASM members are encouraged to submit articles, reviews and other items as appropriate. Contact editor Joe Walters for details and specs. Submission deadline for each issue is the 20th of the preceding month.

# BONUS PAGES!

## FRED'S FOTO FILE

FRED FRANCESCHI

### Canada

In the February 2012 ASM newsletter, I had some photos of Canadian "Golden Knight" F-86 Sabres that I took at an airshow in Windsor, Ontario, Canada, in 1959. I also took some photos of these other Canadian aircraft at the same airshow.

All went well until I tried to return to the good ol' USA. I have a (very slight) Australian accent from my mother, and the US Border Patrol picked up on it as I crossed the border. I had a half hour's interrogation before they let me through. Visiting Canada was fun, but I didn't want to stay.

The first two photos are Canadian P2V-7s. (Jet engines under the wings and the stinger tail)



This is a CF-100 "Canuck" jet fighter. This was a main Canadian fighter of the 1950s.



Here is a T-33 trainer in Canadian markings.



These photos are of a Canadair CL-28 Argus 2 Antisubmarine patrol plane. I had to look it up in my "Rand McNally Encyclopedia of Military Aircraft" reference book, since I didn't remember what it was, and on page 475 is a drawing of one with 725 marked on the fuselage. Only two aircraft different to the one I photographed.

I'm enjoying looking at these old pictures from 54 years ago, and wondering what I will have in the next foto file.



# BONUS PAGES! FIELD TRIP

FRED FRANCESCHI

Back to Hooters











# BONUS PAGES!

## ASM MODEL DISPLAY AT ACE 2013

BY MIKE BLOHM



Our location by the main entrance ensured that literally everyone who attended ACE saw our display.

*Space 1999*, *The Jetsons*), science fiction movies (*2001*, *War of the Worlds*, *Alien*, *When Worlds Collide*); Gundam and comic book figures; and science fiction vehicles. The ASM “What is Scale Modeling” display board was right in the middle with five P-51D models ranging from  $\frac{1}{24}$  through  $\frac{1}{444}$  scales, along with a display of what comes in a model kit box—the sprues, instructions, and decals—and the finished model itself. Alongside that was the “what if” diorama of a “UFO Fly-In at Roswell” featuring four UFO flying saucers at the UFO Museum. Pictures of the model display are included below.

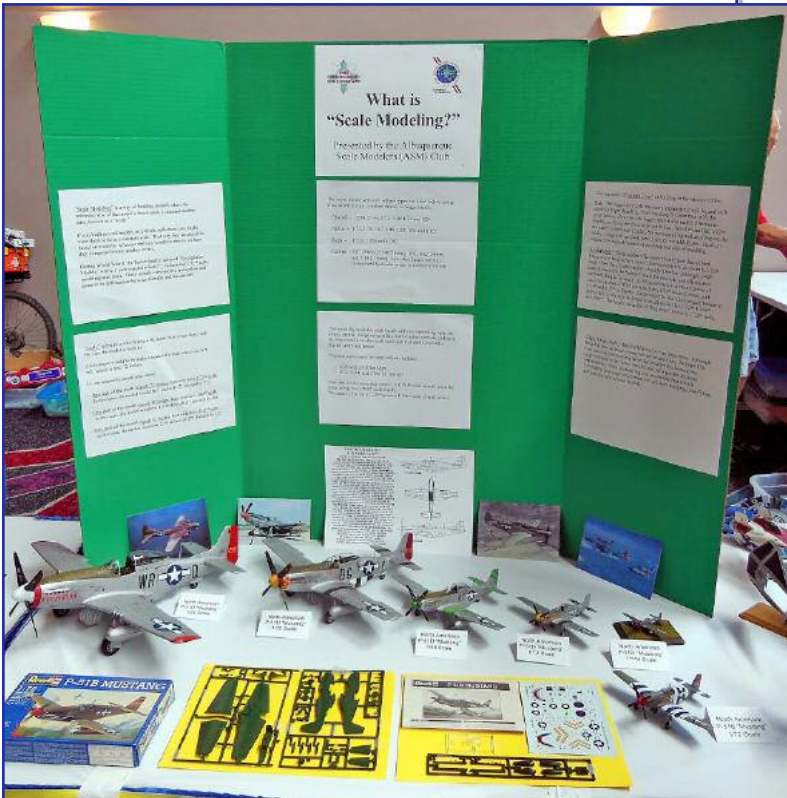
ASM members that helped man the tables included Joe Walters, Josh Pals, Jack and Jeannie Garriss, Blaine Couch, Steve Stronach, Michel Win-


The Albuquerque Scale Modelers (ASM) put on a model display on June 22 – 23 at the Albuquerque Comic Expo (ACE) 2013. This was the second year that ASM supported the ACE event, which was held at the Albuquerque Convention Center in downtown Albuquerque. The purpose of ASM’s display was to promote the modeling hobby, possibly gain some new members, and to have fun. ASM had a prime location right in the middle of the main traffic area where attendees came in to the building and also transited back and forth from the large vendor area to where the guest speaker presentations and seminars were held. We had hundreds if not thousands of folks stop by to look at the models and a lot of them asked questions about the models or painting techniques.

The theme of the model display was “Science Fiction, Real Space, Fantasy, and Science”—the same as what ASM has for its January Special Contest each year. We had over 100 total models on five tables. The models were grouped by themes and genre that included *Star Trek* and *Star Wars* (about a third of the display); Realspace and Man In Space; science fiction TV shows (*Buck Rogers*, *Battlestar Galactica*,



gard, Ken Piniak, Tony Humphries, Frank Randall, Patrick Dick, Victor Maestas, and Matt, Laura, and Mike Blohm. Adrian Montano also provided models for the display.





We normally had at least five ASMerS available to watch the models, answer questions, and pass out ASM and New Mexico State Fair model contest promo sheets. Thanks to all who manned the exhibit and provided models, and a special thanks to Laura Blohm who was instrumental in the design and build of the new, large-size (6 feet by 6 feet) ASM banner.



We need more Junior modelers! Kids particularly were fascinated by all the models.



ASM did meet its three objectives. We put on a great show and it was very well liked by the ACE attendees. Being sci-fi and comic book fans, the attendees knew what the subjects were, and really wanted to see and talk about the models. As occurred in 2012, there were some highly-charged “words of excitement (expletives deleted)” expressed by a visitor when a favorite subject was seen. We again had “celebrity judging” by a cast of costumed characters that reviewed all the models and picked out their favorite—



those awards will be passed out at an upcoming ASM meeting and posted on the ASM Web Site. Not everyone picked the subject related to their costume. Princess Leia picked the Millennium Falcon, probably because she spent so much time aboard it. But surprisingly Darth Vader also picked the Falcon, perhaps because he liked shooting at it? (Disregard the fact that Victor Maestas did a super job on that model.) As in 2012, the Bunni-Wan Kenobi and Duck Maul figures by Joe Walters's stepson Jeremy were a big hit. Another "big" hit was Adrian Montano's giant  $\frac{1}{350}$ -scale USS Enterprise-A.

A lot of ASM promo sheets were passed out and it looked like there was a lot of interest in the club. Pictures of ASM's past Make & Take events were displayed on our tables, and several attendees asked about having ASM perform a Make & Take for their Cub Scout groups. So be prepared to possibly do some more of those later in 2013. There was also interest in bringing models to the NM State Fair, especially amongst the junior modelers. As for having fun, we all most certainly did. If you have not attended one of these conventions, you definitely need to give it a try. It's now time to get building those sci-fi and fantasy models for the January 2014 contest so that we can put on another great show at ACE 2014.

*[Editor's Note: There are many many many photos from this show, and you can find them on the ASM Web Site! -JW]*