


ALBUQUERQUE SCALE MODELERS



<http://www.hobbies-n-stuff.com/ASM-Stuff/asmweb.htm>

October 2006

PRESIDENT'S CROSSHAIRS PATRICK DICK

Well, it's that time of year again where we nominate the next year's candidates for the ASM E-Board. I encourage anyone who is interested in any of the E-Board positions to have someone nominate them to the 2007 election ballot. None of the positions will take much of anyone's time; however, the Secretary/Treasurer does take more time than the other positions due to mailing the newsletters, accounting for the club's expenses and income, and ordering badges for new members. Having been in this position for three years I can say it doesn't take *that* much time. What you learn from the experience is what it actually takes to fund a club like ours and why we need to maintain a tight rein on expenses. The only skill I recommend is that you have a working knowledge of Microsoft Excel and Word because the annual budget and members list are on Excel and the envelope labels are on Word.

When I became the Secretary/Treasurer of the club I had only been with the club two or three years and really didn't know much about the club or many of the members. In fact, all I knew about Brian Peck was that he was this real tall blond dude that liked to build 32nd-scale aircraft and was involved in the 2001 Regional Contest. Right off the bat, I found out that I used to work with his wife at Sunwest Bank, and she played on the bank's co-ed softball team with me. Since then, we've developed a strong friendship and now I build 32nd-scale aircraft (Frank Randall is also beginning to move toward the dark side as well). I also found out that Frank does DJ stuff as well, and his DJ alter ego is "Funk Master Frank." Everyone on the E-Board probably has similar stories to tell. I guess the best thing is that after the "business" part of each of the E-Board meetings we all stick around and talk for an hour or two.

The moral to this story is that being on the E-Board is not just about taking care of routine club business. It's about getting to know the other members better, coming up with new ideas for club functions, and working together to resolve club issues. So again, I encourage anyone who thinks that they might like to serve on the E-Board to get someone to nominate them for the 2007 ballot.

(By the way, I was kidding about the "Funk Master Frank" thing, but Frank actually does the DJ stuff!)

VICE-PRESIDENT'S RAMBLINGS JAMES GULD

I thought I would remind you all of some upcoming contests in our general area.

First is Desert Con, held in El Paso, Texas, on Oct. 7. I had problems connecting to their web site for more details but it is listed at the IPMS national site under the "Upcoming Events" link.

Next up is Modelzona, held in Mesa, Arizona, on Oct. 21. You can go to the Region 10 web site for more details about Modelzona: <http://64.119.173.247/~modelono/ContestEvents.html>

One other item I have is that I've been thinking about ways to let more people know about ASM. As I live in Santa Fe, I'm always passing out our card each time I see someone in the model isle at Hobby Lobby. Another idea came to me the other day. A local free rag here has a free online back page section and I plan to list our club there. I don't know if any Albuquerque papers have similar free sections, but it might be worth checking into.



September's Best-of-Show winners, clockwise from above: Jack Garriss's KV-II, Blaine Couch's M2A3 Bradley, John Tate's Stuart, and Kyle Garber's Panzer Mk3.



JIM'S SPRUES & REVIEWS JAMES GULD

Some of you might have seen one of my latest Work-in-Progress on the table last month, the Dragon M4A2 76w late kit.

This is one of the lend-lease versions of the Sherman that we supplied to the USSR (you remember those guys, Uncle Joe and his merry band of cutthroats, and... oh, I mean our *Allies*).

The kit went together fairly well. The only real minor problem was with the way Dragon has the front side lower hull meet up with the front final drive cover. It should be flush with the cover and they have it sitting inside by about .032". Like I said, minor.

Other additions to the running gear included using the solid rear idler from Tasca and their front flat late style drive sprocket.

The kit comes with some photo etch items like the light guards and periscope guards, but I personally don't like the periscope guards—they look to flat to me—so I went with the plastic ones supplied. The rear light guards are slightly wrong in their shape, so I fixed them. The kit also comes with clear viewports for the commander's cupola along with clear periscopes, but these are lacking

in detail so I substituted some resin ones from Formations along with a resin radio mount, front headlights, track skids, fire suppression system handle on hull, and tow rope tiedown.

The kit comes with an aluminum gun barrel and a one-piece muzzle brake so I didn't have to buy an aftermarket one. The kit vinyl tracks are very nice renditions of the T-49 3-Bar cleat all-steel tracks. I did have to hit them with the blow dryer to get rid of the two bend areas they had due to the way Dragon folds them onto a card in the kit.

I added a bit of stowage to the back and tried out something different on this one. I used tissue to make up the bedrolls and tarp but instead of using white glue I used acrylic caulk mixed with water to a cream-like consistency, and then brushed this onto the tissue and used a blow dryer to dry it. I used a couple of coats and then was able to fold the tissue and use fine shipbuilders' line for the ropes (this was actually left over from the S-100 boat). These were then superglued down to the tank.

Other minor modifications were the spare track racks on the back end. I took one from the M4A3 76w Dragon kit and made up the other from styrene. Luckily, the spare tracks from the M4A3 76w kit are the T-49 style tracks.

I used a combination of Formations tools and the kit ones with some home made tool straps out of thin lead foil and photoetched buckles. While on the back end, I moved the exhaust deflector down level with the rear panel and added the hinge detail—the kit has it up too high inside the panel. I also added raised weld beads to the hull.

Dragon has finally got it right with the new M4A3E8 kit. Other minor additions were adding hatch latch details to the commander's cupola, thin copper wire for the hatch handles, Mr. Surfacer for the cast turret texture and casting numbers and foundry marks to the front final drive cover and gun mantlet. I'm now just waiting on some custom marking from our very own Jack Morris, and then it's onto the painting.

Overall a very nice kit. Now get out there and build!

SCI-FI UPDATE


JOE WALTERS

It's that time again—time for Joe to figure out a way to fill something over half a page of space!

On the Star Trek front, didn't you love that huge 1/350-scale Enterprise-A from Polar Lights a couple of years back? Wouldn't it look great with an original series Enterprise next to it, in the same scale? Well, check this out, from *Infinity Reach*:

<http://groups.msn.com/InfinityReach/tosestarship.msnw?Page=1>

Looks like they're selling it piece-by-piece, with a warning that it's for "experienced modelers" only, and the pricing makes the Polar Lights kit look cheap, but there it is!



Speaking of the Polar Lights Big E, are you frustrated because it could use a little *more* detail? Well, neighbor, how would you feel about a new super-detailed hangar bay interior kit? Don's Light & Magic

Year 2006 Contest Quick Reference Chart

Titles in **blue** indicate contests for "Modeler of the Year" Points


- 6 Jan** **SPECIAL CONTEST #1**
SCI-FI/SCIENCE/REAL SPACE/FANTASY
- 3 Feb** **ASM Swap Meet**—no contest.
- 3 Mar** **Open Contest**—Any kit/scale.
- 7 Apr** **Best Kitai** (WWII Japan air forces)
- 28 Apr** **Flying Boats, Amphibians, & Hulls**
- 2 Jun** **SPECIAL CONTEST #2**
THE BEST TWO-FER
- 7 Jul** **Italian Wonders** (any era/scale/subj.)
- 4 Aug** **ASM Swap Meet**—no contest
- 8 Sep** **Armies of the 1900s**
Workshop: Figure painting (TBA)
Sponsored Contest: Best Viet Nam Subject (Tim Estes)
- 6 Oct** **Eastern Europe 1950 - 1990**
Sponsored Contest: Babefest (Ken Liotta)
Workshop: Homemade tools (show & tell)
Workshop: Attaching "itty-bitty" pieces (TBA)
- 3 Nov** **Open Contest**—Any kit/scale.
Sponsored Contest: "F-teen" (Ken Liotta, Keith Liotta, Brian Peck, Frank Randall)
- 1 Dec** **SPECIAL CONTEST #3**
BEST ZERO
Plus *Model of the Year* competition!

(<http://dlmparts.com>) offers one that's pretty darn impressive. It's available in opaque or clear resin, depending on just how far you want to take that project! Oh, and they also have a set of travel pods, work bees, and cargo containers in scale.

It's not *exactly* sci-fi, but they do have some *weird* stuff. *Hawk Models* is back!

Check out their web page

(<http://www.hawkmodels.com>), and prepare to feel old!




Hey, here's your chance to help the martians chase Tom Cruise around! *Randy Cooper's Science Fiction Models* offers this pricey kit, which looks appropriately menacing. If you check out his website, you'll see he also has the ships from the Matrix trilogy, along with some other familiar vessels from other sources including Star Wars and

Space: 1999 (<http://randycooper.blogspot.com>).

Battlestar Galactica fans, rejoice! More and more kits and accessories are beginning to appear from the new and original series, including this nice base/plaque piece for the Galactica. It's from Sean Sides of *Square Models*




(<http://squaremodels.com/bsgbase.htm>), and if you look at their home page you'll find lots of Galactica goodies and some amazing images of the 66" Enterprise that Sean built and displayed at last year's StarFest in Denver. This site mainly supports Sean's projects, but there are links here and there to many of the kits shown.



Long-suffering and kit-deprived fans of *Babylon 5* will drool over this Narn fighter. Visit Federation Models

(<http://www.federationmodels.com>); click on "Model Kits" and select *Alliance*. Scroll down and you'll find it, along with several other goodies.

For those of us who like to model the future, the future is looking bright indeed!



Gunther's job with Airbus was exactly like in his childhood dreams

Master

John Tate	1895
James Guld	868
Mike Franklin	450
Dave Straub	410
Don MacBryde	295
Juan Benitez	262
Patrick Dick	183
Milke McNichols	145
Mike Blohm	128
Dave Boehning	100
Dave Miller	100
Ken Liotta	10
Brian Peck	2

Intermediate

John Kendrick	1470
Rick Carver	985
Hank Petitgirard	630
Kyle Garber	410
Frank Randall	385
Don Smith	275
Jack Garriss	235
Mark Soppet	6
Jeff Frickstad	2

Basic

Wayne Sprong	1495
Tim Estes	1295
Jeannie Garriss	920
Gil Johnson	285
Don Blea	125
Alberto Bernal	4

Junior

Logan Carbin	335
Taylor Liotta	325
Ryan Sharp	325

ASM MODELER-OF-THE-YEAR POINTS

CONTACT INFO

President:	Patrick Dick	890-4368	mcclanahandick@worldnet.att.net
Vice President:	James Guld	982-3089	jamesguld@cybermesa.com
Secretary/Treasurer:	Frank Randall	299-3760	fcr40@aol.com
Contest Director:	Ken Liotta	323-7614	ThePlasticMaster@comcast.net
Members Pro-Tem:	Keith Liotta	888-3396	YeeeLiotta@aol.com
	Tom Perea	897-4778	tkperea@comcast.net
	Tim Wood	897-1889	planedreamin@hotmail.com
Webmaster:	Mike Blohm	823-9404	BlohmM@aol.com
Newsletter Editor:	Joe Walters	821-3751	jwalters22@comcast.net

ASM members are encouraged to submit articles, reviews and other items as appropriate. Contact editor Joe Walters for details and specs. Submission deadline for each issue is the 20th of the preceding month.