


ALBUQUERQUE SCALE MODELERS



<http://abqscalemodelers.com>

October 2014

THE FEZ SEZ TONY HUMPHRIES

Now that the festival of artery-clogging fried foods, flashing lights and vomit-inducing rides otherwise known as the New Mexico State Fair is done for 2014, I would like to take this opportunity to thank all of you who helped out and those who also entered models into both the ASM display and the competition. Thanks in particular should go to Mike Blohm and Josh Pals for their tireless work in this regard. The State Fair display and competition help to raise our pro-



file as a club and it is definitely an event that we should support. So if you didn't support it this year, please consider doing so in 2015 as it is a fun local event and an important one in our State's calendar. Plus it will save us from having to get the thumbscrews out of storage again. After all, no one expects the E-Board Inquisition!

Another display that is really worthy of our support as a club is the Cavalcade of Wings out at the Albuquerque Sunport. Dave Straub gave some useful information on

this at our last meeting and the collection there is a really unique one and a great historical record of aircraft that have

September highlights, left to right: members looking over contest entries before the meeting; part of a display about the Cavalcade of Wings; and the business meeting in progress.



visited Albuquerque over the years. It seems to be very popular with travelers and Dave said that they regularly receive positive feedback from people who are passing through the airport. Our thanks should go to Dave, Harry, and everyone who have put so much work into this recently and who have helped to maintain this valuable and fascinating exhibit. So next time your flight is delayed for three hours due to cows on the runway at Dallas, make sure you check it out.

Now that October is here, some of you at least will know that it is time once again to nominate members for the E-Board. This group of barrel-chested/stomached, gifted quasi super-heroes (cough, cough...) are the ones responsible for running the club on your behalf and the annual elections to these positions are your chance to have the biggest say in how the club is run. If you're happy with the way that the current board is doing things, then that's great and vote us back in, but if not, let us know, suggest a replacement club member, or, if you think that you can help the board to do a better job yourself, please stand for election. For any position. The board could use the help and are always happy to see new people in particular become involved in the running of the club.

So what do you have to do to be an E-Board member? I'm glad you asked. Well, you have to have been a member in good standing for at least a year. Some E-Board positions also require you to be an IPMS member since we are an IPMS affiliated chapter. Other skills are also helpful though. You don't need to be able to juggle chainsaws, own your own TARDIS, have a Nobel-prize in particle physics, swash-buckle like Errol Flynn or be able to leap tall buildings in a single bound, to be on the E-Board. Granted, all of those things help, but they are not required. What you do need to be able to do are to donate your time regularly, help consider any issues that arise in a calm and logical manner, read and abide by the club's by-laws, be logical, helpful and considerate of the needs of other members, act in the best interests of the club at all times and do whatever you can to protect and enhance the reputation of ASM within the modeling community. The ability to organize efficiently and to keep discussions at meetings relevant and on-topic is also helpful! Anyone with ideas about how to expand the club and to do more for the hobby in New Mexico and elsewhere are particularly welcome.

So, does this sound like you? Then please step up, get on board, come on down, or whatever other mixed-metaphor you would like to employ to suggest participation. We can offer you attractive benefits! Well, actually, no. We can't. There is no salary, free healthcare, groupies, company vehicle, or lavish expense account, I'm afraid. Just free soft drinks and snacks at meetings, the satisfaction of helping your club to be all that it can be and possibly having a crack at world domination by 2018 if our glorious five-year plan comes to fruition (applicants should have their own underground lair [preferably volcanic], villainous credentials and well-rehearsed evil laugh by the way). Oooops—I seem to have given the game away there! Oh well, never mind. You were going to find out sooner or later. Someone was bound to notice when we occupied Fort Knox, deployed the space laser and captured the nuclear submarines anyway. In the meantime though, please consider standing for membership of the board and a chance to help rule the world. Well, possibly...

Year 2014 Contest Quick Reference Chart

Titles in **blue** indicate contests for points

- 03 Jan SPECIAL CONTEST #1**
SCI-FI/SCIENCE/REAL SPACE/FANTASY
Sponsored Contest: "Frickin' Laser Beams" (Patrick Dick)
Sponsored Contest: "Best Ford-themed model" (Patrick Dick)
- 07 Feb ASM Swap Meet**—no contest.
- 07 Mar Open Contest**—Any kit/subject/scale.
- 04 Apr SPECIAL CONTEST #2**
FAMILY TIES
- 02 May Japan**—Any kit/subject/scale.
- 13 Jun SPECIAL CONTEST #3**
WORLD WAR I
Sponsored Contest: "D-Day, June 1944" (ASM E-Board)
- 11 Jul No meeting** due to Chile Con 3.
- 01 Aug ASM Swap Meet**—no points contest.
Sponsored Contest: "Best French Subject" (Tony Humphries)
- 05 Sep SPECIAL CONTEST #4**
SEAPLANES / AMPHIBIANS
Sponsored Contest: "Electronic Warfare" (Gil De La Plain)
- 03 Oct Speed Demons**—Any kit/subject/scale.
Sponsored Contest: "Adversaries" (Mike & Matt Blohm)
Sponsored Contest: "Assam Valley" (Don Smith)
- 07 Nov Open Contest**—Any kit/subject/scale.
Sponsored Contest: "Russian Bombers" (Tim Wood)
- 05 Dec SPECIAL CONTEST #5**
CORSAIRS AND MUSTANGS
Plus Model of the Year competition!
- Tentative 2015 Schedule—subject to change!**
- 09 Jan SPECIAL CONTEST #1A**
BATTLE OF THE BULGE PLUS 70
SPECIAL CONTEST #1B
SCI-FI/SCIENCE/REAL SPACE/FANTASY
Sponsored Contest: "Fanta-storical" (Josh Pals & Patrick Dick)
- 06 Feb ASM Swap Meet**—no contest.
- 06 Mar Open Contest**—Any kit/subject/scale.

Note: Due mainly to some excellent Guest Speaker opportunities, there have been some changes affecting the remainder of the year's contests, and these changes also affect the January contest schedule, so a few 2015 items are now shown for planning purposes. See John Tate's Contest Director article for details of what changed, and details on the contest rules, as always, are on the ASM Website:

<http://tinyurl.com/asmsched>

VICE PRESIDENT'S REPORT

MIKE BLOHM

This month's Vice President's Report discusses E-Board Nominations at the October ASM meeting; introduces a trip report on the Commemorative Air Force Museum in Mesa, Arizona (the site of the upcoming ModelZona 2014 model contest); and provides the results of the 2014 New Mexico State Fair Model Contest.

E-Board Nominations. The October meeting is the annual "ASM E-Board Nominations meeting" and all members are encourage to think about becoming a member of E-Board for 2015. Descriptions of the major duties of the E-Board positions are listed in the [Bonus Pages](#). Information on the nomination and election process can be found in the ASM By-Laws, which are on the *ASM Website* (<http://tinyurl.com/asm1410a>). Please talk to current E-Board members if you would like additional details on what goes on behind-the-scenes to keep ASM a fun place to learn more about scale modeling. Members can self-nominate, or you can have one of your friends nominate you.

ModelZona 2014 and the Commemorative Air Force (CAF) Museum. Modelzona 2014 is being held on November 1 at the Commemorative Air Force (CAF) Museum in Mesa, Arizona. This is always a good model contest and ASM members are encouraged to attend both the contest and to visit the museum at the same time. The museum is the home of the Arizona Wing of the CAF, and their collection consists of about 18 aircraft and helicopters, including a B-17G, B-25J, C-47, A-26C, MiG-15, MiG-21PF, and F-4N. A trip report on the CAF Museum is included in the [Bonus Pages](#), and more info is available on the web (<http://www.ipms-phoenix.org>).

2014 New Mexico State Fair Model Contest. This year's New Mexico State Fair model contest was very successful, with a high number of entries. There were a total of 57 model entries made by 32 entrants, and the display cases were packed. ASM also put on the "70th Anniversary of D-Day" and "100th Anniversary of World War I" non-competition display that included 32 total models of aircraft, figures, armor, and ships, and information and maps of these events. Thanks to all ASM members who entered models in the contest or provided models for the displays, and to those who helped with the registration and judging. A longer article and additional pictures are in the [Bonus Pages](#); there is also a dedicated page with details and additional pictures on the *ASM Website* (<http://tinyurl.com/asm1410b>).

FRED'S FOTO FILE

FRED FRANCESCHI

Fort Irwin

Well, here are some more shots of good ol' Fort Irwin, located near beautiful, sunny Death Valley, California. I was there for about 24 weeks, all of them in the summer. Fort Irwin is now the Desert Training Center, and prepares armor units to fight in the near east. Notice how desolate the areas is.

At the time these shots were taken, I was in the 736th AA Bn, 251st AA Group, a 90mm antiaircraft gun unit. The guns were controlled by an M-33 radar and computer, and I was in the radar section.



The shot above is of a tank. Realize that we were not around tanks, so when one went driving by on the tank trail, we stopped it. Rather, one of our "not so bright" perimeter guards stood in front of it as it was going by, and fortunately the tank crew stopped rather than run him over. We thought it was really "cool" and stood around admiring it for a few minutes, then it continued on its way.



Above is one of the RCATs. Radio Controlled Aircraft, Targets. Normally we shot at sleeves, long cloth funnels towed behind an airplane (way, way behind). But occasionally we were able to shoot at one of these RCATs, using proximity fuses. And sometimes on a Sunday, some of us would take a truck and go "downrange" looking for things such as these. I have a propeller from an RCAT as a decoration in my front room now, even as I type this up.

Ah, fond memories of the good old days.

[Editor's note: All of Fred's photos and the full text from this Ft. Irwin set (larger and in full resolution) are in the [Bonus Pages](#). -JW]

CONTEST DIRECTOR UPDATE

JOHN TATE

An important **schedule change** to announce: the December 5 meeting night will host two guest speakers, Bob Bryan, a USAAF vet, and John Perkins, a USMC vet, both of whom served in WWII and have agreed to appear at our club meeting to discuss their service. Mr. Bryan served as a crew chief with the 357th FG (P-51D Mustangs) in post-war Germany and Mr. Perkins was an armorer with VMF-224, an F4U Corsair unit in the Pacific during WWII. In connection with the appearance of these gentlemen at our club meeting, there will be a new club Special Contest: *Best Corsair/Best P-51 Mustang*, open to any F4U Corsair or P-51 Mustang in WWII markings, with awards splits for scale and skill level. Thanks to Tim Estes for arranging the appearance of these two veterans.

The previously-scheduled Sponsored Contests for December—the E-Board’s contest commemorating the 70th Anniversary of the Battle of the Bulge and Patrick Dick & Josh Pals’s “Fanta-Storical” contest—will be held at the January 9, 2015, club meeting, along with our club’s traditional “Moe Blalters” Sci-Fi/Fantasy/Real Space/Science special contest. Please note that the 2014 “Model of the Year” contest remains scheduled for our December 5, 2014, meeting night.

We are fortunate to host these two WWII veterans, so let’s put out a maximum effort to honor our guests by having as many Mustangs and Corsairs on the contest table as possible. Fortunately, these are popular modeling subjects, so all of us have a few of these models already completed and ready to go.

There were two contests at our September 5 meeting night: a Seaplanes/Amphibians special contest and an Electronic Warfare contest sponsored by Gil De La Plain. In the Seaplanes/Amphibians special contest, Len Faulconer’s ½ A6M2N Rufe won Best Basic, Mike Foust’s ¼ RAF Catalina won Best Intermediate and Dave Straub’s ½ Douglas PD-1 won Best Masters. In the Electronic Warfare sponsored contest, Best Intermediate went to Frank Randall for his ¼₄₄ EA-6B Prowler and Brian Peck won Best Masters for his ¼₈ EF-111A Raven.

Remember, there are three contests scheduled for our October 3 meeting night: the “Speed Demons” points contest with theme open to speed record subjects, and Mike and Matt Blohm’s “Adversary” and Don Smith’s “Assam Valley” sponsored contests. And don’t forget Tim Wood’s “Russian Bomber” sponsored contest in November. The rest of the contest year will be hectic indeed, so make sure you’re cutting sprue now on those dream builds to have them ready by contest night.

IN THE BONUS PAGES!

JOE WALTERS

In this month’s **Bonus Pages**:

- Photos of the winners of both September contests
- Additional Info on E-Board Nominations
- Mike Blohm’s CAF Trip and State Fair Reports
- All of Fred’s photos from Ft. Irwin
- Photos of the new Southwest Airlines color scheme
- Info on a new metal model line
- A famous model is getting another restoration

Master

James Guld	604
Brian Peck	437
Tony Humphries	420
Larry Glenn	395
Ken Liotta	255
James Strickland	249
Victor Maestas	222
Michael Foust	154
Glenn Bingham	112
Mike Blohm	108
Dave Miller	104
Patrick Dick	10

Intermediate

Don Smith	768
Adrian Montañó	737
Gorham Smoker	700
Partap Davis	410
Frank Randall	216
Pete Armijo	150
Jack Garriss	150
Jerry Little	129
Len Faulconer	125
Steve Brodeur	85
Ken Piniak	16
Matt Blohm	8
Gil Johnson	4
Tim Wood	4

Basic

Jeannie Garriss	550
Michel Wingard	4
Rolf Nitsche	2

Junior

Aleya Montañó	855
Marie Smith	200

MODELER OF THE YEAR POINTS STANDINGS

As of 05 Sep 14

CONTACT INFO


President:	Tony Humphries	764-0046	abkhumphries@gmail.com
Vice President:	Mike Blohm	823-9404	BlohmM@aol.com
Secretary/Treasurer:	Frank Randall	681-5158	fcr40.fr@gmail.com
Contest Director:	John Tate	332-3928	jtlynwood@hotmail.com
Members Pro-Tem:	Jack Garriss		ebgarriss@comcast.net
	Larry Glenn		l.glenn2@comcast.net
	Victor Maestas	771-0980	vmaestas@aol.com
Webmaster:	Mike Blohm	823-9404	BlohmM@aol.com
Newsletter Editor:	Joe Walters	821-3751	jwalters22@comcast.net

ASM members are encouraged to submit articles, reviews and other items as appropriate. Contact editor Joe Walters for details and specs. Submission deadline for each issue is the 20th of the preceding month.

BONUS PAGES!

SEPTEMBER CONTEST WINNERS

From the Amphibians Special Contest, top to bottom: Len Faulconer's A6M2 (Basic), Mike Foust's PBY Catalina (Intermediate), and Dave Straub's Douglas PD-1 Flying Boat (Masters).



From the Electronic Warfare Sponsored Contest (Gil De La Plain, sponsor), top to bottom:
Frank Randall's EA-6B (Intermediate) and Brian Peck's EF-111A (Masters).



BONUS PAGES!

NOMINATIONS FOR THE 2015 ASM E-BOARD

MIKE BLOHM

The October meeting is the annual “ASM Executive Board Nominations meeting” and all members are encourage to think about becoming a member of E-Board for 2015. Descriptions of the major duties of the E-Board positions are listed below. Further information on the E-Board positions and the nomination and election process can be found in the ASM By Laws, which are posted on the ASM Website (<http://tinyurl.com/asm1410a>).


President. The President shall preside over Executive Board meetings as well as all ASM general meetings and call all meetings to order. After counseling with Executive Board members and having been given input from the general membership, determine the calendar of general meetings and events to take place including contests, clinics, lectures, etc., if any, that will be presented at each meeting. The President shall be responsible for maintaining a balanced budget of ASM funds and reporting, at least quarterly, the status of ASM funds to the general membership.

Vice-President. In the absence of the ASM President the Vice-President shall preside over Executive Board meetings as well as all ASM general meetings and call all meetings to order. The ASM Vice-President shall advise ASM President in determining the yearly calendar of general meetings and events to take place including contests, clinics, lectures, etc., if any, which will be presented at each meeting. The ASM Vice-President shall act as Public Relations officer of ASM and is responsible for public affairs in the community.

Contest Chairman. The Contest Chairman shall organize and oversee all contests sponsored by ASM and act as Head Judge; and shall determine and publish contest judging criteria, modeler classification, and categories to be used for the year, with the approval of Executive Board officers. The Contest Chairman shall provide the points break-down of each ASM points contest in time for publication in the following month’s newsletter and shall provide them to the newsletter editor and webmaster/website administrator accordingly.

Secretary/Treasurer. The ASM Secretary/Treasurer shall keep minutes of the Executive Board meetings and official business portions of ASM general meetings. The Secretary will also maintain an annually updated list of names and addresses of all ASM members. The ASM Secretary/Treasurer shall handle all correspondence to ASM general membership including notification of meeting place and times or any change thereto. The ASM Secretary/Treasurer shall keep an account of revenues and expenses and present to the ASM President a monthly account of ASM funds and a quarterly report to the ASM general membership.

Pro Tempore Member(s). The number of Pro Tempore Members to serve, if any, shall be designated by the current Executive Board and nominated and voted on by club membership at the annual election meeting. The number of Protempore Members needs to result in an odd number of total Executive Board members for voting purposes. Protems are to assist the Executive Board as deemed necessary by the Executive Board; *i.e.*, maintaining club Newsletter, clinics, club library, etc.



BONUS PAGES!

FRED'S FOTO FILE

FRED FRANCESCHI

Well, here are some more shots of good ol' Fort Irwin, located near beautiful, sunny Death Valley, California. I was there for about 24 weeks, all of them in the summer. Fort Irwin is now the Desert Training Center, and prepares armor units to fight in the near east. Notice how desolate the areas is.

At the time these shots were taken, I was in the 736th AA Bn, 251st AA Group, a 90mm antiaircraft gun unit. The guns were controlled by an M-33 radar and computer, and I was in the radar section.

There is a bit of interesting New Mexico history here. During World War II, the 251st Coastal Artillery Group, Antiaircraft, and the 515 CA (AA) from New Mexico were equivalent units. The New Mexico unit was sent to the Philippines and the group I was in was sent to Hawaii. If the situation had been reversed, my unit (before I got into it) would have been the one in the Philippines, and would have been in the Bataan Death March. The New Mexico Group would have spent the war in Hawaii.

Also, the first Americans killed when the Japanese attacked Pearl Harbor were a couple of sergeants from the 251st CA (AA). They had the unfortunate luck to have been flying in a light plane (maybe a piper cub) when the Japanese aircraft flew past and shot them down. The Japanese planes continued on to Pearl Harbor and Hickam Field.

Now to the 1950s. This image shows the fire control radar van, and off to the left side of the photo is the acquisition radar antenna.




These shots are of a tank. Realize that we were not around tanks, so when one went driving by on the tank trail, we stopped it. Rather, one of our “not so bright” perimeter guards stood in front of it as it was going by, and fortunately the tank crew stopped rather than run him over. We thought it was really “cool” and stood around admiring it for a few minutes, then it continued on its way.



In this photo, I see what looks like a radio antenna, so that was probably where the communications section set itself up.



At right is me, probably about 20 or 21 years old, in the fatigue uniform of the day.



This appears to be the chow line, with guys lining up to sterilize their mess gear in boiling water before getting their food. The mess truck is in the background. The only times I remember guys lining up were for food or when they were getting paid.



Below is Barth sitting in a jeep. I don't remember Barth's first name, and maybe never knew it. That's probably the Captain's jeep, because the back seat is full of radios. And when I look at the hood, I'm noticing that the hood doesn't seem to have the curvature of the M38A1s, so it is maybe an M-38. And in the background are the radar van and the spare parts van.



This is just a shot of “Home, Sweet Home.”



The next two photos are a couple of shots of RCATs (Radio Controlled Aircraft, Targets). Normally we shot at sleeves, long cloth funnels towed behind an airplane (way, way behind). But occasionally we were able to shoot at one of these RCATs, using proximity fuses. And sometimes on a Sunday, some of us would take a truck and go “downrange” looking for things such as these. I have a propeller from an RCAT as a decoration in my front room now, even as I type this up.





Also, notice in the above photo the caps we were wearing. They were called Ridgeway caps, and were a useless spinoff of the very practical “patrol cap.” The patrol cap was soft and could be stuffed in a pocket, had ear flaps for cold weather, and was comfortable to wear. The Ridgeway cap was stiff and uncomfortable, but some general somewhere thought it looked better in parades.

Ah, fond memories of the good old days.

Below: The entrance to the facility as it appears today



BONUS PAGES!

2014 NEW MEXICO STATE FAIR CONTEST RESULTS

MIKE BLOHM

This year's New Mexico State Fair model contest was very successful, with a very high number of entries. There were a total of 57 model entries made by 32 entrants, and the display cases were packed to overflowing. Specific contest results and pictures of all the models (about 250 total) are available on the *ASM Website* (<http://tinyurl.com/asm1410b>). Overall, 59% of the entrants were non-ASM members, and they had 40% of the model entries.

There were 6 Youth entrants with seven total models across seven classes (out of eighteen). The Best of Show—Youth award was won by Will Kettelborough for his Nina sailing ship. There was one Senior Youth entrant with one model. The Best of Show—Senior Youth award was a nicely-done $\frac{1}{48}$ -scale F-14 Tomcat by Braydon Aldridge.

The Adult section had the most entrants: fourteen with twenty models across ten of the eighteen classes. Byron Gore took the Best of Show—Adult award with a superb USS Olympia protected cruiser. The most unusual model in the 2014 contest was an outstanding “RX-0 Unicorn Gundam” built by Brandon Brown that took a First Place ribbon in the Miscellaneous class. It was built from paper card stock and about six feet tall. Another huge superb model was a six-foot-long USS Saint Paul cruiser scratchbuilt by Don Goodrich. Those two models in the middle of our display cases really attracted a lot of attention.

The Professional section had eleven entrants (all ASM members) with 29 total models across thirteen of the eighteen classes. Competition was pretty fierce with most of the classes having multiple entries. The Aircraft, Non-Jet—Small scale ($\frac{1}{72}$ -scale & smaller) class had seven entries—more than you normally see at an ASM contest. Victor Maestas won the Best of Show—Professional award with his excellent $\frac{1}{48}$ -scale Fokker Dr.1 Triplane in the markings of Manfred Von Richthofen.

ASM also put on the “70th Anniversary of D-Day” and “100th Anniversary of World War I” non-competition display that included 32 total models of aircraft, figures, armor, and ships, with maps and information on those events. The display included two $\frac{1}{144}$ -scale models, fifteen $\frac{1}{72}$ -scale models, six $\frac{1}{48}$ -scale models, two $\frac{1}{32}$ -scale models, and six $\frac{1}{35}$ -scale models—a great representation of what can be built.





Thanks to all the ASM members who entered the contest. A big thanks to all who helped with the model entries and model judging, including Josh Pals, Larry Glenn, Victor Maestas, Frank Randall, Jack Garriss, Michel Wingard, and Mike Blohm. And finally, thanks to the model contributors for the D-Day and World War I display that included Larry Glenn, Jack Garriss, Frank Randall, Ken Liotta, Mike Blohm, Victor Maestas, Tony Humphries, and John Tate. Please start brainstorming a theme for the 2015 ASM display-only presentation.





























BONUS PAGES!

FIELD TRIP

MIKE BLOHM

Commemorative Air Force (CAF) Museum

I visited the CAF museum several years ago but never had the chance to write up a trip report on it, but the timing is right to provide an incentive to go see it, as this is the site of ModelZona 2014 on November 1. IPMS Craig Hewitt (Phoenix) has been a great supporter of our Chile Con regional contests, so please give a thought to attending. The CAF Museum is the home of the Arizona Wing of the CAF and is located in the southwest corner of Falcon Field Airport in Mesa, Arizona. It consists of several hangars for aircraft and historical displays and for servicing and restoration of their aircraft.



Their collection consists of about eighteen aircraft and helicopters, including a B-17G, B-25J, C-47, A-26C, AF-2S Guardian, English Electric Canberra bomber, Cessna T-50 Bobcat, Nieuport 17, L-16 Grasshopper, T-6, PT-17, C-45 Expediter, H-19 Chickasaw, MiG-15, MiG-21PF, and F-4N Phantom II. Their B-17G “Sentimental Journey” has made several visits to Albuquerque during their summer tours. The museum offers warbird rides on seven different aircraft, including the B-17G (\$425 mid-fuselage or \$850 in the nose) and the B-25J (\$395 mid-fuselage and \$650 in jump seat behind the cockpit). When I was there the aircraft had been pushed from the middle





of the main building in preparation for a holiday party, and the B-17G was parked outside, so what you see in the attached pictures may not be the normal configuration. You were able to walk through their maintenance hangar while they were working on the aircraft, so that was pretty cool to see. There are a lot of display cases full of models, so be sure to check those out.

A very nice museum with a lot of great aircraft on display. A must-see museum if you are going through Phoenix. Plan on several hours minimum to see everything. The museum itself is readily visible from the main road but you can miss the entrance to it if you are not paying attention. The museum's website contains more information (<http://www.azcaf.org>).

Above: Cessna T-50 Bobcat. Below: A-26C





Top to Bottom: AF-2S Guardian, B-25J, C-45



Top to Bottom: C-47, F-4N, L-19



Top to Bottom: MiG-15bis, MiG-21 (with Schweizer TG-3A glider trainer above), and a model display



Top to Bottom: Nieuport-17, P-51D



Top to Bottom: OH-6, Yak-52, PT-17



BONUS PAGES!

SOUTHWEST AIRLINES UNVEILS NEW LIVERY

JOE WALTERS

It's been a while since Southwest dropped the original "Desert Gold" (that old pukey chartreuse greenish-yellow hue) as its primary color in favor of a deep blue (which Southwest calls "Canyon Blue"), and now the airline has announced a significant overhaul of their appearance, which they're calling "Heart," to show up on fleet-wide over the next few years. Many publicity photos were released by Southwest, presenting some great references and a new challenge to the airline modeler! While still making use of the blue/red/yellow triumvirate (with silver trim, and with a saturated yellow replacing the old orange), the shades are all different than before and the Southwest name is represented very differently with a completely new typeface.

I tried to find a reference somewhere online as to what the specific colors are, but only found the airline's official names for the colors: "Bold Blue," "Warm Red," "Sunrise Yellow," and "Summit Silver." So useful for modelers! I queried Southwest via their website, and after a couple of automated "your feedback is important to us"




boilerplate emails, I received a phone call from an actual human informing me in no uncertain terms that the precise designations of those colors are proprietary information, not to be released to mere *modelers* like us, we lowly scum. So. Anybody have a local contact at Southwest who might could smuggle us a few containers of touch-up paint?

There's an entertaining video showing one of the planes receiving this new paint job on YouTube (<https://www.youtube.com/watch?v=JzKckUmy1Ho&noredirect=1>), featuring techniques familiar to many of us.

How this will affect Southwest's specially-painted aircraft (the Shamu planes, state flag bearers, etc.) is not yet known.


[Some photos are from Southwest Airlines, some from Wikipedia.]



Above: Some nice reference detail on the winglets and empennage.



Left: Note "Southwest" on the fuselage and "Southwest.com" on the nacelle, with the "heart" symbol in place of the usual dot.



That typeface? “Southwest Sans,” a custom font designed specifically for Southwest by Monotype Imagery.

It’s very similar to Frutiger Black and Myriad Pro Black, but the distinctive “u” and “m” characters differ notably from both of those. Still, if you start with either of those fonts, you can probably modify a resultant mask to fit rather closely.

Meanwhile, anyone have a source for the actual font?


Left: Closeup of the heart symbol residing within the web address.

Below: Note the airplane’s name—Heart One—on the nose, with “Heart” in bold.





Placement of the large Heart symbol on the underbelly, and a face-on view of the graphic





Above: details of the winglet and underwing.

Left: The aft section, with light, APU exhaust, and other details.

Top to bottom: The original “Desert Gold”-based color scheme on a Boeing 737; the rarely-seen Boeing 727 Southwest leased and operated in the early 1980s (the only non-737 ever operated by Southwest); a livery referred to as the “Midway Airlines/Southwest Airlines Hybrid scheme” from the early 1990s; the most recent “Canyon Blue”-based scheme; and the new “Heart” livery.



BONUS PAGES!

STAR TREK'S ORIGINAL *ENTERPRISE* MODEL TO BE RENOVATED AGAIN


JOE WALTERS

Paramount Pictures donated the original 11-foot-long shooting miniature of the Starship *Enterprise* to the Smithsonian Institution's National Air and Space Museum in 1974. The model underwent an immediate restoration, as it had deteriorated badly while in storage since the series went off the air some five years previously. Since then, it has been moved about quite a bit, displayed in various sections of the Smithsonian and in on-the-road exhibits once or twice.

During this time it underwent two additional restorations, and was most recently displayed within a gift shop as a sort of centerpiece display. Attendees of Chile Con 3 will remember this large model of the entire exhibit, case and all. Well, it's being moved again to a new location, and will get a new restoration enroute. It is not yet known whether this case will still be used, or some new method to display the historical model will be unveiled.



The *Enterprise* has been displayed in several different locations in the NASM, so this is simply one more voyage for the well-traveled vessel. Here you see an early "hanging" display, and the most recent Gift Shop display case.



As part of the museum's fortieth anniversary in 2016—coincidentally, the *fiftieth* anniversary of *Star Trek* itself—the *Enterprise* model will be one of several pieces moved to the Boeing Milestones of Flight exhibit (does this imply the starship *Enterprise* was—or will be—a Boeing product?), to greet visitors at the main entrance to the building.

The model was removed from its display case and crated for transportation to a Virginia restoration facility on September 11. As you can see, this was not the fancy spacedock the ship is accustomed to, but it should do.

[Some information and photos are from the Smithsonian website.]



Below: These three pictures are the earliest known photos of this model, taken outside the facility where it was constructed, just before it was delivered to Desilu Studios for filming. Presumably, the men seen posing with the model are its builders. One can only wonder what passing motorists thought upon seeing this thing!



BONUS PAGES!

SMALL METAL MODEL KITS BY FASCINATIONS

JOE WALTERS

A company called Fascinations has come out with several small metal kits under their “Metal Earth” label. These kits are unusual, as they come in the form of one or more 4x4-inch laser-cut metal sheets, and the builder must separate the pieces from these sheets and fold and assemble them into the final surprisingly-detailed models, such as the Tiger Tank shown here. Pieces are connected using tabs and holes, no glue required.




The finished models tend to be three to four inches in length. It would appear that experience with photoetch would be very useful for a modeler assembling one of these!

The company website (<http://www.fascinations.com/metalearth>) has a separate page for each of their dozens of models, listed by categories such as Flight, Ships, US Architecture, Vehicles, Tanks, Bugs (yes, bugs!), and more. Want to assemble the Eiffel Tower? The Lunar Module? The White House? A Drum Set? The Golden Gate Bridge? There is quite a variety of subjects!


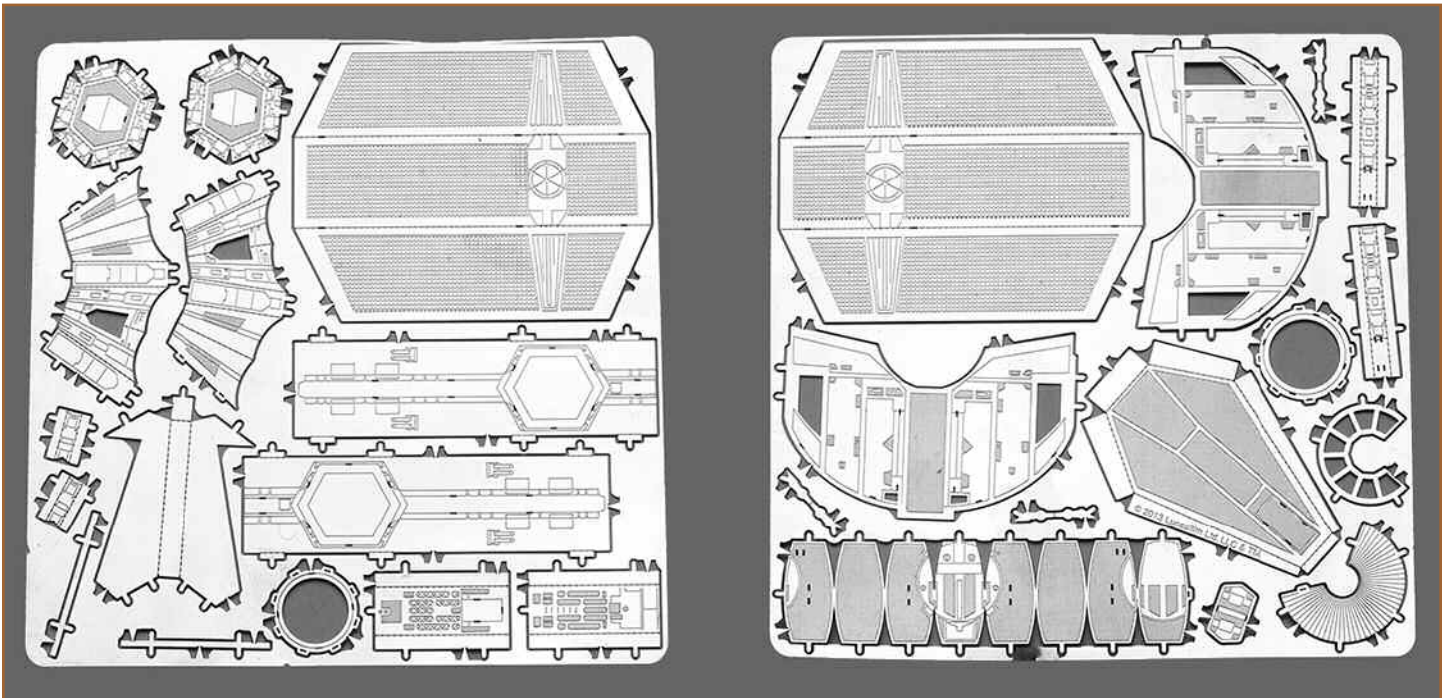
There's a separate Star Wars category, and a forthcoming Star Trek line (a couple of examples are shown below) has been announced.

According to a report on TrekToday.com, the models have been seen at craft stores, such as Michaels; has anyone from ASM seen these things at our local craft stores?

The company also offers accessories, including some interesting display stands and the types of tools useful for bending small pieces of metal.



From the company website, here is a sample image of the two sheets that comprise the parts for Darth Vader's TIE Fighter, shown below. Each model has a three-dimensional view available on the website—you can actually rotate the bottom image (and many others) on the website to get an all-around reference for the finished product!



You can download PDF files of the instruction sheets, such as one shown here for the F4-U Corsair model.

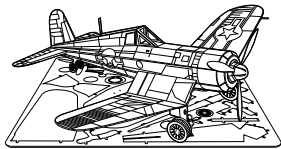


METAL EARTH™

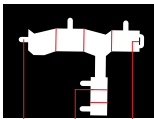
3D LASER CUT MODELS



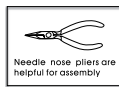
It is highly recommended that you visit www.fascinations.com/metalearth360/mms035 to see the completed model before assembling your own



mms035



Insertion tabs are inserted and then folded
 Insertion holes can be seen as shown here

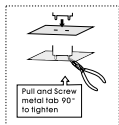


Nose pliers are helpful for assembly

To create the best connections

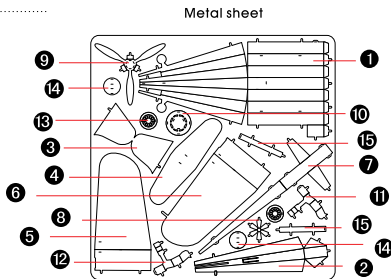
Insert tab and bend 90 degrees for most visible areas

Insert tab and twist 90 degrees is best in some areas to ensure a tight connection

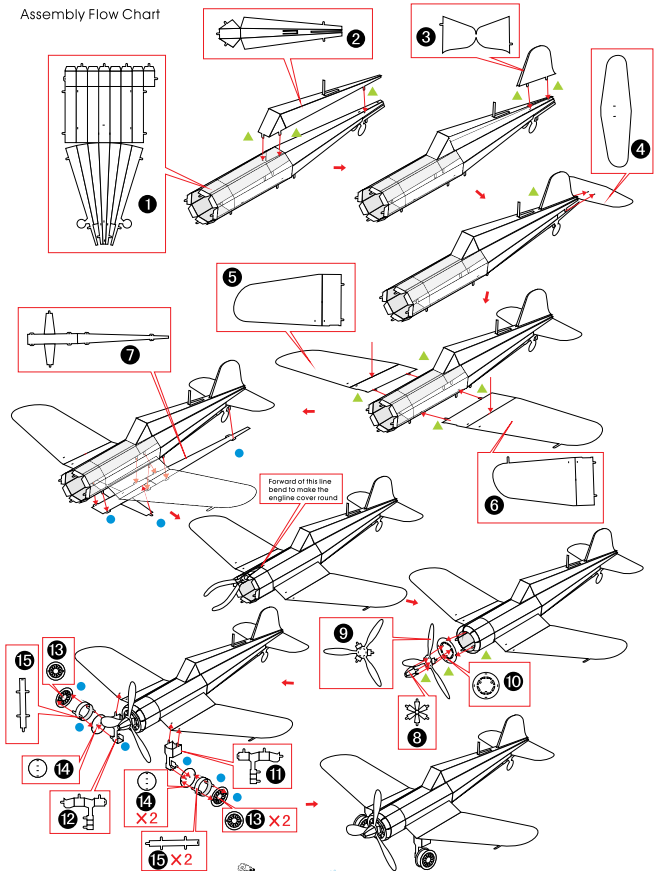


Pull and screw metal tab 90° to tighten

In order to avoid possible injury from sharp edges, please carefully discard the metal sheet after parts have been removed



Assembly Flow Chart



Fascinations
www.fascinations.com/metalearth

Join IPMS/USA!

The International Plastic Modelers' Society is an organization dedicated to the fun of Scale Modeling. Started by Jim Sage of Dallas, Texas, in 1964, there are now IPMS branches all over the world.

As part of your IPMS/USA membership, you will receive the IPMS Journal six times a year. In it you will find stories of interest on subjects such as aircraft, armor, automotive, ships, and figures. You will also find listings of IPMS contests and swap meets, hints and tips, and reviews. Membership also qualifies you to participate in IPMS/USA-sanctioned Regional Contests, as well as our world-famous National Convention, held each summer.

As a member, you'll also be able to access our online Members' Forum, where a wide variety of society and modeling topics are discussed. In addition, many hobby shops around the country offer discounts to IPMS/USA members. To join IPMS/USA, simply use the form below or join online (<http://www.ipmsusa.org>).

For any questions or problems regarding your membership application or renewal, please contact the IPMS/USA Office Manager (manager@ipmsusa.org).



IPMS/USA NEW MEMBER APPLICATION

IPMS No.: _____ Name: _____
(leave blank) FIRST M. LAST

Address: _____

City: _____ State: _____ Zip: _____

Phone: _____ email: _____

VISA/MasterCard _____ Account # _____ - _____ - _____

Exp. Date: _____

Signature: _____

Adult: \$25 Junior (17 years old or younger): \$12 DOB: _____

Canada & Mexico: \$30 Other Foreign: \$32 Foreign Air Mail: \$55

Family (Adult dues + \$5, one set magazines, # of membership cards required: _____)

If recommended by an IPMS member,
list his/her name and member number _____ (name) _____ (IPMS#)

IPMS/USA

P.O. Box: 2475

North Canton, OH 44720-0475

Check out our web page: www.ipmsusa.org