


ALBUQUERQUE SCALE MODELERS



<http://abqscalemodelers.com>

October 2019

PRESIDENT'S REPORT JOSH PALS

On September 21, ASM put on a display at the Air Force Ball at Kirtland. It was a success with a lot of positive comments from the attendees. Check out Mike Blohm's article on the AF Ball Display.

October is here and that means it's time for nominations for the 2020 E-Board! If you want to run for a position, raise your hand at the October meeting. If you're not able to make it to the meeting, let someone who will be at the meeting know that you're interested in running. It would be great to get some new club members on the board as new blood is always great and keeps things from getting "stale."

Tickets are still available for the Super Raffle at

\$5.00 each or five for \$20.00. Not a bad price for the chance to win one of three awesome model kits like the $\frac{1}{16}$ Porsche 356 C Cabriolet, $\frac{1}{35}$ Russian 9A52-2 Smerch, and $\frac{1}{32}$ B-24J. The drawing will be held at the December meeting.

Etting Games and Hobbies, located in the Hoffmantown Shopping Center next to Hobby Pro, has a "Figure Painting Night" every Tuesday. For \$5.00 they provide paint and brushes and you can paint all you want! The figures need to be prepped at home, however. You can bring in your own brushes, if you prefer. I've gone twice and find it pretty relaxing and interesting talking with other people painting and picking up new techniques to

September Meeting highlights, left to right: members milling about before the meeting, Josh Pals gives a presentation on the State Fair display, and the business meeting in progress.




use. Ettin Games and Hobbies is having a figure painting contest on October 25. You need to purchase a figure(s) from them and then you get 10% off any supplies to complete the figure(s). You're allowed to enter up to five figures. Ettin Games and Hobbies is open Monday – Thursday noon to 11:00 P.M., Friday noon to midnight, Saturday 10:00 A.M. to midnight, and Sunday noon to 8:00 P.M.

GARRISSES IN TEXAS

JACK GARRISS

Jeannie and I joined the Houston IPMS club earlier this month. This is the club shirt and, yes, I have one too. Don't worry, I still have my ASM shirts! I'll never get rid of them.



Master

Scott Jaworski	1145
John Tate	745
Chuck Hermann	439
Ken Liotta	312
Glenn Bingham	250
Josh Pals	250
Casey Rupley	225
Mike Blohm	222
Steve Brodeur	185
Frank Randall	164
David Epstein	150
Patrick Dick	77
Tony Humphries	25

Intermediate

Larry Glenn	8
Steve Miller	2
James Strickland	2
Bob Henderson	1020
Jim Medina	839
Ken Piniak	698
Don Smith	335
Rob Whitlock	227
David DeYoung	175
Mark Vaughn	110
Jack Garriss	50
Charles Petrilli	25
David Haskins	4

Basic

Logan Carbin	2
Steve Miller	2
Jeannie Garriss	495
Stephen Stearns	454
John Wyer	335
Aaron Schmiedke	300

Junior

Alexander Tate	795
--------------------------	-----

2019 MODELER OF THE YEAR POINTS

As of 08 Aug 19

CONTACT INFO

President:
Vice President:
Secretary/Treasurer:
Contest Director:
Members Pro-Tem:

Webmaster:
Newsletter Editor:

Josh Pals
Tony Humphries
Frank Randall
Chris Kurtze
David Epstein
Jack Garriss
Ken Piniak
Mike Blohm
Joe Walters

jpals871@gmail.com
abkhumphries@gmail.com
fcr40.fr@gmail.com
aggressivekill@yahoo.com
sf49erinm@gmail.com
jgar319113@aol.com
kpiniak@yahoo.com
BlohmM@aol.com
jwalters22@comcast.net

ASM members are encouraged to submit articles, reviews and other items as appropriate. Contact editor Joe Walters for details and specs. Submission deadline for each issue is the 20th of the preceding month.

BONUS PAGES!

ASM MODEL DISPLAY AT THE 2019 AIR FORCE BALL

MIKE BLOHM

The ASM model display at the 2019 Air Force Ball went very well. The event, held on Saturday, September 21, at Kirtland AFB, celebrated the 72nd birthday of the USAF as well as the 75th anniversary of the D-Day invasion on June 6, 1944. ASM had planned to have three tables in three different rooms on which to display models, but we ended up with just two. One was in the main room where the festivities took place. It was decorated in a USO theme with lots of camouflage netting and we set up 31 D-Day related models there. The other table was located in the entryway into the club where the attendees checked



in. We ended up closely-packing 45 models on that table, covering the Korean War, Viet Nam, Air Defense Command, and Operations Desert Storm, Enduring Freedom, and Inherent Resolve. We brought 23 tubs of models but due to the space limitations not all were put out on the tables. We did have a total of 76 models on the two tables.








Lots of people stopped by and asked questions about the models and we were thanked for putting on the display. Ken Piniak wore a World War II tanker uniform complete with pistol and submachine gun, so he got lots of questions. Thanks to the following ASM members for setting up and manning the tables during the event: Josh Pals, Frank Randall, Ken Piniak, and Matt and Mike Blohm. Thanks also to John Tate for dropping by with his models and helping with the set up. Thanks to the following people who loaned models for the display: Glenn Bingham, Tony Humphries, Keith Liotta, Larry Glenn, Steve Brodeur, Jim Medina, Len Faulconer, Dave Tingley, John Tate, Josh Pals, Frank Randall, Ken Piniak, and Mike Blohm.

[Photos by Mike Blohm, John Tate, and probably a few others! Thanks, guys. -JW]















BONUS PAGES!

ASM BUILDS MODEL FOR FOLDS OF HONOR EVENT

MIKE BLOHM

The Albuquerque Scale Modelers club provided a 1/48-scale A-10A Thunderbolt II "Warthog" model for the auction at the Folds of Honor New Mexico's "Red, White, and Blue Celebration Dinner" fund-raising event held on September 23, 2019, at the Tanoan Country Club in Albuquerque. The Folds of Honor Foundation provides scholarships and other assistance to the spouses and children of soldiers killed or disabled in service to our country. The model was built by Mike Blohm. The Monogram model kit was donated by Brian Peck. The Folds of Honor was very appreciative of our donation and thanked us for again contributing models for their auction. ASM had two F-16 models for their 2018 event.



The model was built as an A-10A of the 78th Fighter Squadron "Flying Tigers" of the 23rd Fighter Group while assigned to the 332nd Air Expeditionary Group at Jacobabad, Pakistan, in March 2002.

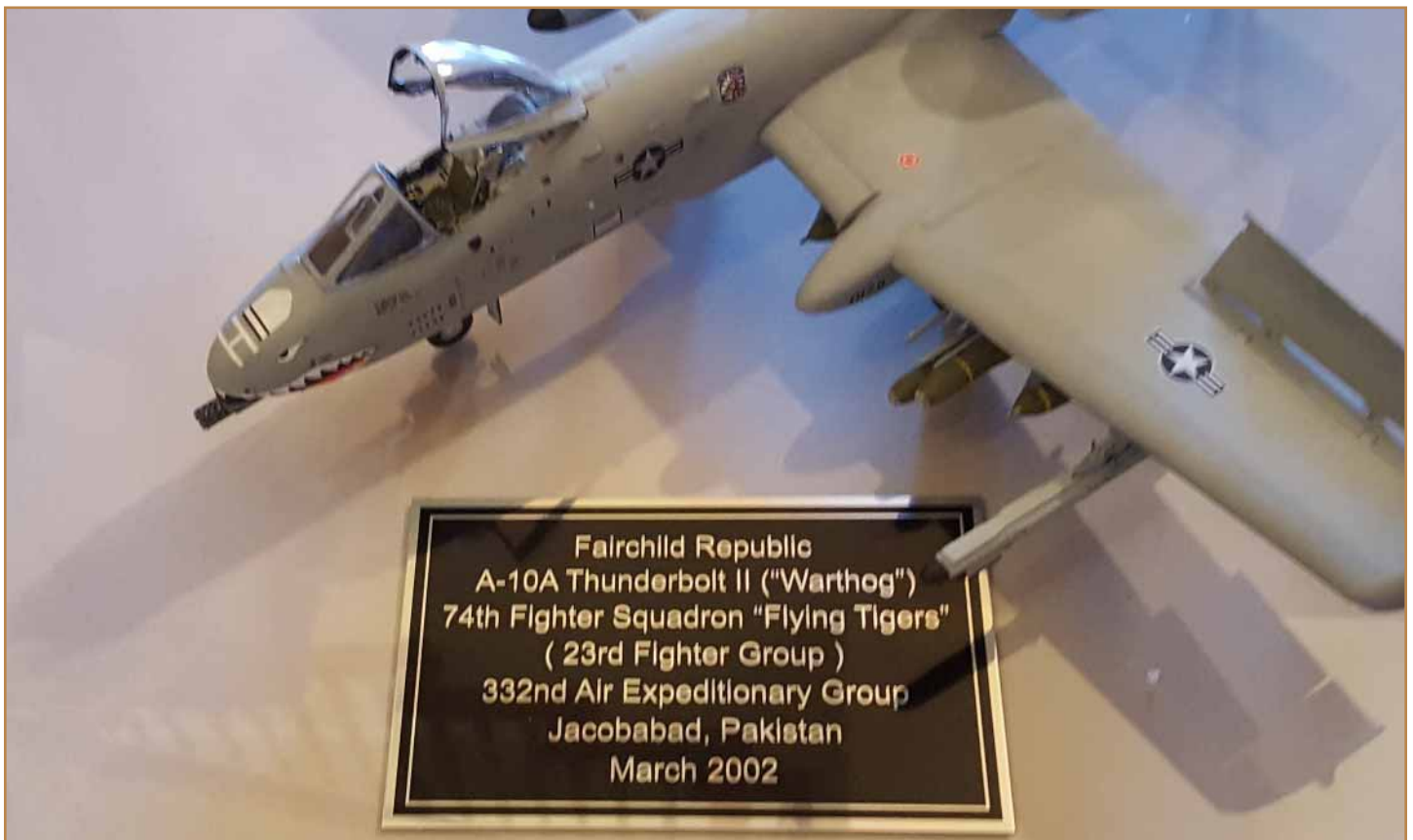
The scheme was from the Print Scale 48-073 A-10 Thunderbolt II decal sheet. The kit came with decals for a warthog-faced A-10 of the 47th Tactical Fighter Squadron of the 917th Tactical Fighter Group, Air Force Reserve in a Europe 1 paint scheme (two greens and one gray). However, I wanted to build a three grays scheme with the colorful shark mouth used by the 23rd Fighter Group Flying Tigers, as that would be more appealing to any potential bidders on the model.

The kit was built out of the box other than the decals. It is an older kit with raised panel lines, and a lot of fit problems that required sanding. The 1/48-scale kit is pretty huge. I usually build 1/2-scale aircraft, and the A-10 was bigger than a B-17 model in 1/2. It probably had more parts, too. To avoid it being a tail-sitter, I loaded the front of the fuselage below the cockpit with modeling clay holding a lot of fish sinkers--as much as I thought the narrow nose gear would hold. To my dismay, the model sat back on its tail after I had everything put together. The kit does come with a clear plastic "support stand" that I had not wanted to use, but did use in the end. It is way back by the tail and





is pretty unnoticeable. I used a whole lot of Master Model Light Ghost Gray (FS36375) and Dark Ghost Gray (FS36320) to paint it. What I really would have liked was a decal or a template for the fake canopy on the underside of the nose that is in Gunship Gray (FS36118). I ended up drawing the outline of that in pencil and then painting it on. I was surprised at how well that came out. Building the ordnance took a





long time. I built six CBU-71 canisters (that is the closest thing the pieces match to), four AGM-65 Mavericks and two LAU-88 triple rail launchers, and an ALQ-119 ECM pod. Getting all those attached to the pylons was a major pain.

The base for the model is a large 18 x 20 picture frame. I inserted a thick grey-colored mat under the glass that looked like an aircraft parking ramp, and had a 3 x 4 inch metal plate built with the appropriate wording about the model. That plate and a smaller plate stating "Model by Albuquerque Scale Modelers" were then attached by double-sided tape onto the glass.



The A-10 model sold for \$150 in the auction. The winner donated it to the nine-year-old son of one of the scholarship recipients at the dinner. The boy is a special needs child who is “all about airplanes.” So the model is going to a good home. The 2020 Folds of Honor event will be held at a larger venue, and they do want ASM to put on a large model display for that event. So start building for that!





BONUS PAGES!

INSPIRATION STRUCK!

BRIAN PECK

Building models can be a on-again/off-again roller coaster ride. I have been building models almost continuously since I was eight years old, when my brother introduced me to the hobby. I was a *Baa Baa Black Sheep* kid and fell in love with the cool blue airplane on the TV. He built a Corsair and gave it to me, which I promptly crashed and destroyed after seeing one crash on the program. After cooling off he showed me how to build models and I discovered how much work one puts into making a nice model. That moment started the journey into a life long hobby and the love of flying machines.

As many of you know I was on a massive burnout spell from about early 2015 until spring of this year. Burnout can occur at any time and without warning. Most of the time it is a result of cramming for a contest, show, or just sometimes life just hands you a brick wall and then, “Bam!” You are done. I have seen burnout handled many different ways; some folks pack up the bench and put it away until the mojo returns. Others try to power through it and sometimes—rarely—some folks just give it up altogether. I have been on burnout spells before, but the latest one was the most severe. Usually going to shows or visiting air museums got the juices flowing but this time none of those worked. Not even the IPMS Nats in Phoenix last year helped to fire up the juices.

It was like starting a lawnmower, and it would fire up for a brief moment and then sputter out over and over and over again. I had a few sporadic builds but nothing of lasting motivation.

I went through all the above listed phases at one time or another since 2015, and the walking away part was for me was the hardest to face. I thought about selling my entire collection at one point within the last year.

Everything. Paint, tools, kits, decals etc. Everything.


I figured I could get nice chunk of change for all my stuff, but fortunately the monumental task of selling it all off deterred me from actually following through. I also thought a nearly forty-year run was pretty good and there was no shame in hanging it up after all those years. I figured many combinations led me to this point. My hobby shop bartender predecessor Larry Horyna warned me of the perils of complete submersion into the hobby. Like just about anything else, it will get old doing it 24/7/365... and it did. Over the last several years, I stepped back from many hobby-related tasks to avoid not only complete burnout for me, but letting others down in case I was involved in a project that I was not able to complete or fulfill.


One of the few saving graces is, since I worked at the hobby shop, I would see all our customers bring in stuff for the display case, and also seeing what folks have at the ASM meetings every month. That was just enough to keep what little tiny flame was flickering inside me going.



Adrian Montano's $\frac{1}{32}$ AC and $\frac{1}{12}$ Formula 1 race car builds that he was able to complete in a few short weeks or even days. Bob Hendersons Wingnut wings WWI builds, John Tate's beautiful builds of non-mainstream subjects, Mike Blohm's $\frac{1}{72}$ -scale high flow output of the US air aces, to name a few. Trust me, the list goes on and on...

I finally got the motor running again after going to this year's Squadron's Eaglequest in Dallas, Texas. Lots of cool builds, easy going atmosphere and camaraderie, plus the GTFO week-long trip that accompanied it that I so desperately needed. Between the 2018 Nats and the 2019 EQ show, I had completed two models, as opposed to my usual one every month and a half or so. Since the June EQ show this year, there are two completed builds on the shelf and approximately nine projects in rotation on my bench. Not only is there my usual $\frac{1}{32}$ -scale AC, there are few $\frac{1}{12}$ Bandai Star Wars kits (which are excellent fun builds), two $\frac{1}{48}$ jets and a couple of $\frac{1}{144}$ airliners. The airliners were inspired by the proximity on the EQ contest hotel and the DFW International Airport. How cool is it to see a jetliner landing every five minutes, or a massive Qantas A380 flying over your head at a little over 600 – 800 feet!?

I guess what I am trying to say is that inspiration can strike anytime and anywhere just as easily as burnout can. Hopefully, I am back on track and will continue to build for years to come and enjoy the hobby with my friends and fellow modelers.






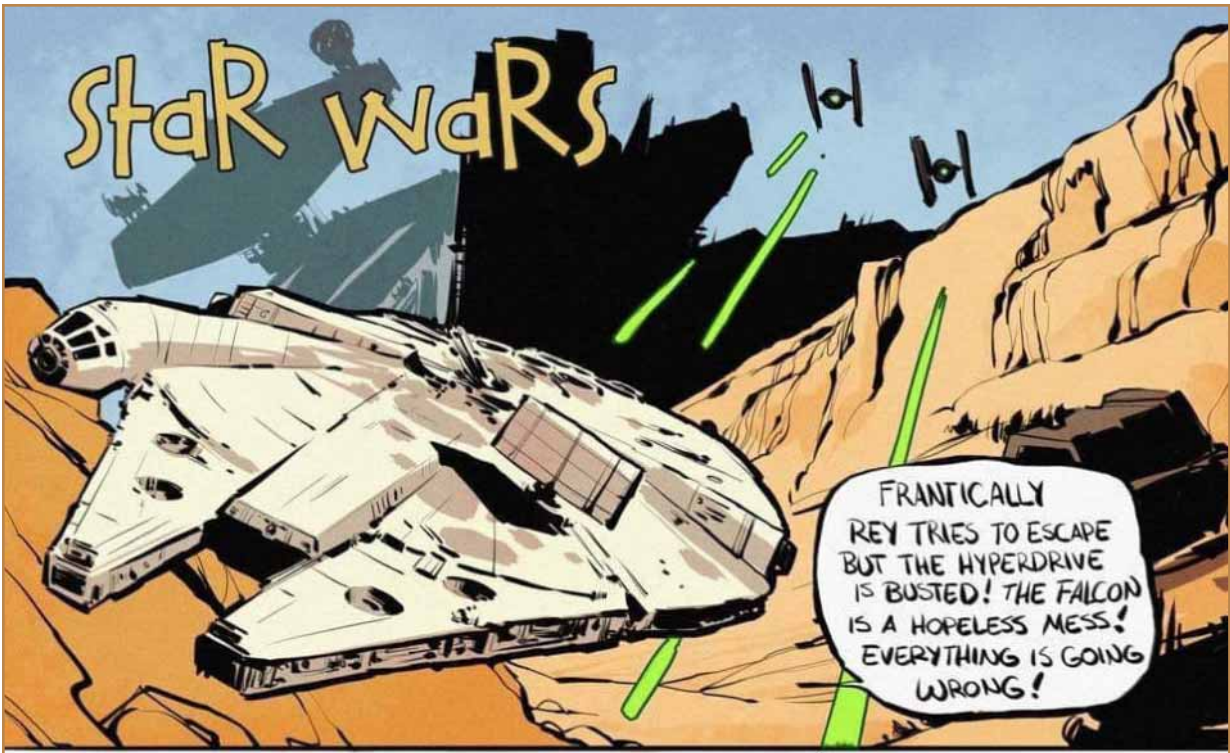




BONUS PAGES! MISCELLANEOUS

This page and next: images submitted by Frank Randall.





"Your ship model -- the one stuck in the bottle ... I got it out."

SpecialK.com Copyright 2018 Creation.com

Bill Murray



BEAUTIFUL WHEN SHE'S ALL



DRESSED UP FOR THE PARTY!









F-82 Twin Mustang



F-82 Spin Mustang







COME AND MAKE IT
IPMS/USA NATIONAL CONVENTION
SAN MARCOS, TEXAS
JUL 29 - AUG 1, 2020

WWW.NATS2020.COM

Join IPMS/USA!

The International Plastic Modelers' Society is an organization dedicated to the fun of Scale Modeling. There are IPMS branches all over the world.

As part of your IPMS/USA membership, you will receive the IPMS Journal six times a year. In it you will find stories of interest on subjects such as aircraft, armor, automotive, ships, and figures. You will also find listings of IPMS contests and swap meets, hints and tips, and reviews. Membership also qualifies you to participate in IPMS/USA-sanctioned Regional Contests, as well as our world-famous National Convention, held each summer.

As a member, you'll also be able to access our online Members' Forum, where a wide variety of society and modeling topics are discussed. In addition, many hobby shops around the country offer discounts to IPMS/USA members. To join, simply use the form below or join online (<http://www.ipmsusa.org>).

For any questions or problems regarding your membership application or renewal, please contact the IPMS/USA Office Manager (manager@ipmsusa.org).



IPMS/USA MEMBERSHIP FORM

IPMS No.: _____ Name: _____

Address: _____ If Renewing _____ First _____ Middle _____ Last _____

City: _____ State: _____ Zip: _____

Phone: _____ E-mail: _____

Signature (required by P.O.) _____

Type of Membership Adult, 1 Year: \$30 Adult, 2 Years: \$58 Adult, 3 Years: \$86

Junior (Under 18 Years) \$17 Family, 1 Year: \$35 (Adult + \$5, One Set Journals) How Many Cards? _____

Canada & Mexico: \$35 Other / Foreign: \$38 (Surface) Checks must be drawn on a US bank or international money order

Payment Method: Check Money Order

Chapter Affiliation, (if any): _____

If Recommended by an IPMS Member, Please List His / Her Name and Member Number:

Name: _____ IPMS No.: _____

IPMS/USA

Join or Renew Online at: www.ipmsusa.org

PO Box 1411

Riverview FL 33568-1411